




PETROL OFİSİ A.Ş. SAMSUN TERMINAL DANGEROUS CARGO HANDLING GUIDE



ISSUE DATE: 17.08.2022


(See for the revisions:)

Terminal Müdürü
Ahmet GÜNAYDIN
Terminal Müdürü

 Petrol Ofisi	DANGEROUS CARGO HANDLING GUIDE	Document No	TOM-DGR-004
		First Release Date	17.08.2022
		Revision No	05
		Revision Date	17.02.2025


INDEX

1.	INTRODUCTION.....	9
1.1	Facility Information Form.....	9
1.2	Procedures for Dangerous Cargoes Handled at the Port facility	12
2.	RESPONSIBILITIES.....	12
2.1	General Responsibilities.....	12
2.2	Responsibilities of The Cargo Person	12
2.3	Responsibilities of The Carrier	12
2.4	Responsibilities of The Port facility Operator:	12
2.5	Responsibilities of The Ship's Contact Person	14
2.6	Dangerous Goods Safety Advisor' Responsibilities.....	15
3.	RULES AND MEASURES TO BE FOLLOWED & APPLIED BY THE PORT FACILITY.....	16
4.	CLASSES OF DANGEROUS CARGOES, TRANSPORTATION, LOADING/UNLOADING, HANDLING, SEPARATION, STACKING AND STORAGE	17
4.1	Classes of dangerous cargoes	17
4.2	Packages and packages of dangerous cargoes	18
4.3	Placards, plates, brands and labels for dangerous cargoes	18
4.4	Labels and packing groups of dangerous cargoes.....	19
4.4.1	Placarding and Labeling Of Dangerous Cargoes.....	19
4.4.2	Packaging Groups	20
4.5	Segregation tables on the ship and in the port according to the classes of dangerous cargoes 20	
4.6	Segregation distances and separation terms of dangerous cargoes in warehouse storage	20
5.	HANDBOOK ON DANGEROUS CARGOES HANDLED ON THE PORT FACILITY	20
6.	OPERATIONAL PROCEDURES	21
6.1	Procedures For Safe Berthing, Mooring, Loading/Unloading, Sheltering Or Anchoring Of Ships Carrying Dangerous Cargoes Day And Night	21
6.2	Procedures For Additional Measures To Be Taken According To Seasonal Conditions For Loading And Unloading Of Dangerous Cargoes	26


 Petrol Ofisi	DANGEROUS CARGO HANDLING GUIDE	Document No	TOM-DGR-004
		First Release Date	17.08.2022
		Revision No	05
		Revision Date	17.02.2025

6.3 Procedures for keeping flammable, combustible and explosive loads away from processes that create/can create sparks and not to operate vehicles, equipment or tools that create/can create sparks in dangerous cargoes handling, stacking and storage areas **Error! Bookmark not defined.**

7.	DOCUMENTATION, CONTROL AND REGISTRATION.....	30
7.1	Procedures regarding the supply and control of all mandatory documents, information, and control of dangerous cargoes by the relevant persons.....	30
7.2	Procedures for keeping up-to-date list and other relevant information of all dangerous cargoes in the port facility site regularly and completely.....	30
7.3	Procedures for checking that the dangerous cargoes arriving at the facility are properly identified, the correct shipping names are used, certified, packed/packaged, labeled and declared, loaded and transported safely in approved and legal packaging, container or cargo transport unit, and reporting the control results.....	30
7.4	Procedures for obtaining and maintaining a safety data sheet (SDS)	31
7.5	Procedures for keeping records and statistics of dangerous cargoes	31
7.6	Information on the Quality Management System.....	31
8.	EMERGENCIES, EMERGENCY PREPAREDNESS AND RESPONSE	31
8.1	Response procedures for dangerous cargoes that pose/may create risks to life, property and/or the environment and dangerous situations involving dangerous cargoes	31
8.2	Information on The Ability, Capability And Capacity Of The Port facility To Respond To Emergencies.....	32
8.3	Regulations regarding the first response to the accidents involving dangerous cargoes (first aid procedures, first aid possibilities and capabilities, etc.).....	33
8.4	Notifications to Be Made Inside And Outside The Facility In Case Of Emergency	33
8.5	Procedures for Reporting Accidents	33
8.6	Coordination, support and cooperation method with official authorities	33
8.7	Emergency evacuation plan for emergency removal of ships and vessels from shore facility	34
	Emergency Dispersion	35
	THE SHIP EMERGENCY LEAVING PROCESS MUST BE CONSIDERED TO BE APPLIED AS A LAST REMEDY	36
	AND THE HOOKS MUST NOT BE RELEASED UNTIL ALL PRECAUTIONS ARE TAKEN	36
	AND THE ABOVE CONDITIONS ARE FOLLOWED	36
	Post Emergency Dispersion	36

 Petrol Ofisi	DANGEROUS CARGO HANDLING GUIDE	Document No	TOM-DGR-004
		First Release Date	17.08.2022
		Revision No	05
		Revision Date	17.02.2025

8.8	Procedures for The Handling And Disposal Of Damaged Dangerous Cargoes And Waste Contaminated By Dangerous Cargoes	36
8.9	Emergency Drills and Their Records	39
8.10	Information on Fire Protection Systems	39
8.11	Procedures for Approval, Inspection, Testing, Maintenance and Availability Of Fire Protection Systems	39
8.12	Precautions To Be Taken In Cases Where Fire Protection Systems Do Not Work.....	40
8.13	Other risk control equipment	40
9.	OCCUPATIONAL HEALTH AND SAFETY.....	40
9.1	Occupational Health And Safety Measures	40
9.2	Information on Personal Protective Clothing and Procedures for Their Use	44
9.3	Enclosed Space Entry Permit Precautions and Procedures	45
10.	OTHER MATTERS.....	47
10.1	Validity of Dangerous Cargo Conformity Certificate.....	47
10.2	Tasks defined for Dangerous cargoes Safety Advisor	47
10.3	Issues for Those Carrying Dangerous Cargoes That Will Arrive/Leave The Port facility By Road	47
10.4	Issues for those carrying dangerous cargoes that will arrive/leave the port facility by sea	47
10.5	Additional matters to be added by the port facility	48
	ANNEXES	51

 <p>Petrol Ofisi</p>	<p>DANGEROUS CARGO HANDLING GUIDE</p>	Document No	TOM-DGR-004
		First Release Date	17.08.2022
		Revision No	05
		Revision Date	17.02.2025

1. Abbreviations

VHF, Marine Band Radio

IMDG, International Dangerous Goods Guide

IMO, International Maritime Organization

ILO, International Workers Organization


UN, United Nations

PEAR Harmful To People, Environment, Property And Reputation

UATF, National Waste Transport Form

AFAD, Disaster And Emergency Management Presidency

SDS, Material Safety Data Sheet

	DANGEROUS CARGO HANDLING GUIDE	Document No	TOM-DGR-004
		First Release Date	17.08.2022
		Revision No	05
		Revision Date	17.02.2025

2. DEFINITIONS

Interface means a dock, pier, breakwater, quay, wharf, marine terminal or similar structure (floating or not) to which a ship can be moored. This includes any facility or property other than the vessel used directly or indirectly to load or unload dangerous cargo.

Port Facility means any person or institution that controls the operation of a port on a daily basis.


Bulk means cargoes intended to be transported in a tank permanently fixed on or inside the Ship or without a bulkhead for storage in the cargo area that is a structural part of a ship.

Cargo companies means a shipper, carrier, forwarder, groupage agent, packing center or any person, company or institution involved in any of the following activities: identification, containment, packaging, packaging, securing of dangerous cargoes, Receiving cargo in port, transporting it by sea and always have control over the cargo in relation to its labeling, placarding or documentation.

Certificate of Conformity means a document issued by or on behalf of the Administration in accordance with the relevant laws for the ship's structure and equipment, certifying that the ship's structure and equipment are suitable for the dangerous cargoes to be transported on the ship.

Dangerous goods, within the scope of the following documents, means any of the following cargoes, whether they are packaged, packaged or transported in bulk:

- oils covered by Annex I of MARPOL 73/78;
- Gases covered by the Laws for the structure and equipment of ships carrying Liquefied Gases in bulk;
- Toxic liquids/chemicals, including waste, covered by the law for the construction and equipment of ships carrying MARPOL 73/78 Annex II and Bulk Hazardous Chemicals;
- Solid materials in bulk containing chemical hazards and solid hazardous materials in bulk (MHBs), including wastes covered by group B annexes in the safety practices for solid bulk cargoes (BC Code);
- Harmful substances in packaged form (covered by Annex III of MARPOL 73/78); and
- Hazardous substances, materials or substances (covered by the IMDG Code)

	DANGEROUS CARGO HANDLING GUIDE	Document No	TOM-DGR-004
		First Release Date	17.08.2022
		Revision No	05
		Revision Date	17.02.2025

The term dangerous goods includes any uncleaned packaging that has previously been transported dangerous cargo (tank-container casing, bulk compartment intermediate containers) if it has been filled with a substance that is not classified as dangerous or has been purged of gases to neutralize any dangerous cargo and the residues of the dangerous cargoes have not been sufficiently removed. (IBCs), bulk packagings, portable tanks or tank vehicles).

Flexible conduit refers to flexible hose and end connections containing sealed end means used for the transfer of dangerous cargoes.

Handling, including interim holding operations such as temporary storage of dangerous cargoes in the port area during their transport from the point of origin to the destination route for the purpose of changing the means and methods of transport and movement within the port, which forms part of the transport supply chain for cargoes, and from a ship, rail car, vehicle, freight This includes loading or unloading from a container or other means of transport, intermediate transport between ships or other modes of transport, or transfer within a ship or at a warehouse or terminal area. This term has been expanded to cover all operations related to dangerous cargoes in the port area.

Hot work means any open fire and flame, power tools or hot rivets, grinding, welding, burning, cutting, welding or other repair work involving heat or causing sparks, which may become dangerous due to the presence or proximity of dangerous loads.

Captain means the person in command of a ship. Pilot is not included.








Packing refers to the packaging, loading and loading of dangerous cargoes to recipients, intermediate containers for bulk transport (IBCs), freight containers, tank containers, portable tanks, railroad wagons, bulk containers, vehicles, ship barges or other cargo transport units.

Pipeline means all pipes, connections, valves and other auxiliary facilities, apparatus and equipment in a port related to or used for the loading of dangerous cargoes, but any pipe, apparatus or equipment of the ship excluding the ends of the parts of the pipe, apparatus or equipment of the ship to which the flexible pipes are connected. shall not include the piece of equipment, the flexible pipe, the loading arm.

Port Authority means any person or institution authorized to implement effective control in the port area.

 Petrol Ofisi	DANGEROUS CARGO HANDLING GUIDE	Document No	TOM-DGR-004
		First Release Date	17.08.2022
		Revision No	05
		Revision Date	17.02.2025

REVISION PAGE

Sequence No.	Rev. No	Content of the Revision	Revision date	Revision Responsible	
				Name and surname	Signature
1	01	Terminal Manager Change	01.07.2023	Elif KAPLAN	
2	02	Personnel name Change	31.05.2024	Elif KAPLAN	
3	03	Personnel name Change	04.06.2024	Elif KAPLAN	
4	04	Document number added. Ship unchorage uptade.	30.09.2024	Elif KAPLAN	
5	05	Operation Manager Change	17.02.2025	ELİF KAPLAN	
6	06	Dangerous Cargoes Safety Advisor Change	09.01.2026	EREN CAN BAŞARIR	
7	07	Terminal Manager Change	01.04.2026	EREN CAN BAŞARIR	
8					
9					
10					
11					
12					

 Petrol Ofisi	DANGEROUS CARGO HANDLING GUIDE	Document No	TOM-DGR-004
		First Release Date	17.08.2022
		Revision No	05
		Revision Date	17.02.2025


Sequence No.	Rev. No	Content of the Revision	Revision date	Revision Responsible	
				Name and surname	Signature
13					
14					

3. INTRODUCTION


The purpose of this Dangerous cargoes Handling Guide is; to reveal the procedures and principles determined for the safe handling of dangerous cargoes in a general framework, to explain the main lines of the measures to be taken in order to ensure the safety of life, property and environment in case of emergency that may occur at the port facility.

1.1 Facility Information Form


1.	Title of The Facility Operator	PETROL OFİSİ A.Ş.		
2.	Contact information of the facility operator (address, telephone, fax, e-mail and web page)	Ünalın, Libadiye Avenue. No:82-F 34700 Üsküdar/İstanbul Tel: 0216 275 30 00 Fax: 0212 329 18 88 E-mail: info@poas.com.tr Web : www.petrolofisi.com.tr		
3.	Facility name	PETROL OFİSİ SAMSUN TERMINAL		
4.	City where the facility is located	SAMSUN		
5.	Contact information of the facility (address, telephone, fax, e-mail and web page)	Kırızlık Neighbourhood., Atatürk Avenue No:1/1 Tekkeköy/SAMSUN Tel: 0362 266 91 26 E-mail: samsun@petrolofisi.com.tr info@poas.com.tr		
6.	Geographical region of the facility	Black Sea Region		
7.	Port Authority and contact details of the facility	Samsun Regional Port Authority Tel:0362 435 90 13 samsun.liman@uab.gov.tr		
8.	The Municipality to which the Facility is Affiliated and its Contact Details	Tekkeköy Metropolitan Municipality		
9.	Name of Free Zone or Organized Industrial Zone where the facility is located	-		
10.	Validity date of Port facility Operation Permit/Temporary Operation Permit	24.05.2026		
11.	Facility activity status	Own load and additional 3rd party (X)	Own load (...)	3rd Party (...)

 Petrol Ofisi	DANGEROUS CARGO HANDLING GUIDE	Document No	TOM-DGR-004
		First Release Date	17.08.2022
		Revision No	05
		Revision Date	17.02.2025

12.	Name and surname of the facility manager, contact details (phone, fax, e-mail)	Ahmet GÜNAYDIN Tel: 0 505 192 2104 e-mail: ahmet.gunaydin@petrolofisi.com.tr
13.	Name and surname, contact details (phone, fax, e-mail) of the dangerous cargoes operations officer of the facility	Salih Boz Tel: 0553 035 19 91 e-mail: salih.boz@petrolofisi.com.tr
14.	Name and surname of the Dangerous Cargoes Safety Advisor of the facility, contact details (phone, fax, e-mail)	Eren Can BAŞARIR Tel: 0 531 275 1565 E-mail: eren.basarir@petrolofisi.com.tr
15.	Marine coordinates of the facility	Latitude 41 °16'00.00'' N Longitude 36° 24'00.00'' E
16.	Types of dangerous cargoes handled at the facility (Loads within the scope of MARPOL Annex-I, IMDG Code, IBC Code, IGC Code, IMSBC Code, Grain Code, TDC Code, asphalt/bitumen and scrap loads)	MARPOL ANNEX I
17.	Dangerous cargoes handled at the facility (loads other than IMDG Code, among the cargo types in Article 16, will be written separately. Additional cargo request will be sent to the port authority with Annex-1 form. It will be added to DCHG when appropriate)	1- DIESEL FUEL (It is a complex mixture of hydrocarbons containing mostly medium distillates between C10 and C28. It may contain performance enhancing additives. Cracking products containing polycyclic aromatic hydrocarbons may be found.) UN 1202 2- GASOLINE (It is a complex mixture of hydrocarbons, mostly containing medium distillates between C10 and C28. It may contain performance enhancing additives. Cracking products containing polycyclic aromatic hydrocarbons may be found.) UN 1203
18.	Classes for cargoes handled, subject to IMDG Code	-
19.	Groups in characteristic table for handled cargoes subject to IMSBC Code	-
20.	Types of ships that can approach the facility	FUEL TANKERS
21.	Distance of the facility to the main road (kilometers)	20 m
22.	The distance of the facility to the railway (kilometers) or the railway connection (Yes/No)	-
23.	Name of the nearest airport and its distance from the facility (kilometers)	Samsun Carsamba Airport- 18 km
24.	Load handling capacity of the facility (Ton/Year;TEU/Year;Vehicle/Year)	450.000 tonnes/year

 <p>Petrol Ofisi</p>	<p>DANGEROUS CARGO HANDLING GUIDE</p>	Document No	TOM-DGR-004
		First Release Date	17.08.2022
		Revision No	05
		Revision Date	17.02.2025

25.	Whether scrap handling is done at the facility		No		
26.	Is there a border gate? (Yes No)		No		
27.	Is there a Custom area? (Yes No)		Yes		
28.	Cargo handling equipment and capacities		Storage Tanks, Pumps, Pipelines, Flexi hoses etc.		
29.	Storage tank capacity (m3)		54129 m ³		
30.	Open storage area (m2)		N/A		
31.	Semi-closed storage area (m2)		N/A		
32.	Closed storage area (m2)		19.439 m2		
33.	Determined fumigation and/or de-fumigation area (m2)		-		
34.	Name/title contact details of pilotage and tugboat services provider		Provided by Samsun Pilotaj Deniz Kılavuzluk A.Ş. Tel: 0 531 891 8129 e-mail : samsunpilotaj@dekaspiilot.com		
35.	Has a Security Plan been created? (Yes No)		YES		
36.	Waste Reception Facility capacity (This section will be arranged separately according to the wastes accepted by the facility)		-		
37.	Dock/pier etc. properties of fields		Confidential info There is buoy in the facility.		
Dock / Pier No	Height (meter)	Width (meter)	Maximum water depth (meters)	Minimum water depth (meters)	Longest Ship Tonnage and Length DWT/GRET/Meter
			Long H.1700mt: 16 Tall H. 1200mt. 11	Long H.1700mt: 14 Tall H. 1200mt. 9	
	Pipeline Name (If Available)		Number (piece)	Length (meter)	Diameter of (inch)
1	Line01		1	1700 mt	10''
2	Line39		1	1700 mt.	8''
3	Line52		1	1200 mt	10''
4	Line41		1	1200 mt.	8''

	DANGEROUS CARGO HANDLING GUIDE	Document No	TOM-DGR-004
		First Release Date	17.08.2022
		Revision No	05
		Revision Date	17.02.2025

1.2 Procedures for Dangerous Cargoes Handled at the Port facility

Operational handling procedures of all cargoes handled at the Port facility have been prepared as separate documents within the scope of the quality management system.

2. RESPONSIBILITIES

2.1 General Responsibilities

The general responsibilities of all parties involved in the transport of dangerous cargoes are as follows:

- a) All parties engaged in the transport of dangerous cargoes have to take all necessary measures to carry out the transportation in a safe, secure and environmentally friendly manner, to prevent accidents and to minimize the damage in case of an accident.
- b) The EmS Guide which includes Emergency Response Methods and Emergency Schedules for Ships Carrying Dangerous Cargoes in emergencies such as fire, leakage, spillage that occur during the transportation of dangerous cargoes should be used.
- c) The Medical First Aid Guide (MFAG) in the IMDG Code annex is used in order to provide the necessary medical first aid for the people affected by the damages of dangerous cargoes and the health problems caused by the accidents involving these cargoes.

2.2 Responsibilities of The Cargo Person

Responsibilities of the cargo person are as follows:

- a) To prepare and has all mandatory documents, information and documents related to dangerous cargoes prepared and ensures that these documents are present with the cargo during the transportation activity.
- b) To provide classification, definition, packaging, marking, labeling and placarding of dangerous cargoes, in accordance with the legislation, if possible, according to their type.
- c) To ensure that dangerous cargoes are safely loaded, stacked, securely fastened, transported and unloaded to the packaging and cargo transport unit, whichever is possible, in accordance with the approved and rules, according to the type of load.

2.3 Responsibilities of The Carrier


Responsibilities of the carrier are as follows:

- a) To prepare and has the mandatory documents, information and documents related to dangerous cargoes prepared and ensures that these documents are present with the cargo during the transportation activity.
- b) To provide classification, packaging, marking, labeling and placarding of dangerous cargoes in accordance with their type.
- c) To ensure that dangerous cargoes are loaded, stacked and securely fastened to approved packaging and cargo transport units in accordance with the rules and safely.


2.4 Responsibilities of The Port facility Operator:

Responsibilities of the port facility operator are as follows:

- a) Not to berth the ships carrying dangerous cargoes without the permission of the port authority.

	DANGEROUS CARGO HANDLING GUIDE	Document No	TOM-DGR-004
		First Release Date	17.08.2022
		Revision No	05
		Revision Date	17.02.2025

- b) To provide written information within the scope of facility rules, cargo handling rules and relevant legislation to the ship that will dock at its facility.
- c) Not to handle dangerous cargoes for which it has not received a handling permit from the administration, and not to make the ships that will berth suffer by planning in this context.
- d) To request mandatory documents, information and documents related to dangerous cargoes from the person concerned and ensures that they are included with the cargo. In case the relevant documents, information and documents cannot be provided by the cargo person, it is not obliged to accept or handle the dangerous cargo at its facility.
- e) To carry out the loading or unloading operation according to the agreement to be reached by sharing all the data that may be required according to the characteristics of the cargo with the ship's person. The ship does not make any changes in the operation without the knowledge of the person concerned
- f) To determine the working limits by taking into account the safe working capacity of the facility and the weather forecasts, and takes the necessary measures to ensure that the ship is safely moored at the pier and handling.
- g) To control the transport documents containing information that the dangerous cargoes coming to the facility are classified, packaged, marked, labeled, plated and loaded safely to the cargo transport unit.
- h) To ensure that the personnel involved in the handling of dangerous cargoes and the planning of this handling are certified by receiving the necessary training, and does not assign the personnel without documents to these operations.
- i) To ensure that the dangerous cargoes handling equipment in its facility is in working condition and that the relevant personnel are trained and documented on the use of these equipment.
- j) To ensure that the personnel use personal protective equipment suitable for the physical and chemical properties of the dangerous cargo by taking occupational safety measures at the port facility.
- k) To perform activities related to dangerous cargoes at piers, piers and warehouses established in accordance with these works.
- l) To equip the piers and piers reserved for ships that will load or unload dangerous liquid bulk cargoes with appropriate installations and equipment for this work.
- m) To keep the updated list of all dangerous cargoes in the closed and open areas of the ships berthed at its facility and gives this information to the relevant parties upon request.
- n) To notify the port authority of the instant risk posed by the dangerous cargoes that it handles or temporarily stores in its facility and the measures it takes for it.
- o) To notify the port authority of the accidents related to dangerous cargoes, including the accidents at the entrance to closed areas.
- p) To provide the necessary support and cooperation in the controls and inspections carried out by the Administration and the port authority.
- q) To ensure that Class 1 (except Class 1 Compatibility Group 1.4 S), Class 6.2 and Class 7 dangerous cargoes that are not allowed to be temporarily stored are transported out of the port facility as soon as possible, without waiting, and applies to the Administration for permission in cases where it is necessary to wait.


 Petrol Ofisi	DANGEROUS CARGO HANDLING GUIDE	Document No	TOM-DGR-004
		First Release Date	17.08.2022
		Revision No	05
		Revision Date	17.02.2025

- r) To take fire, environment and other safety measures in accordance with the class of dangerous cargo in the temporary warehouses and storage area in accordance with the separation and stacking rules of the cargo transport units where dangerous cargoes are transported. It keeps fire extinguishing systems and first aid units ready for use at any time in the areas where dangerous cargoes are handled and makes the necessary controls periodically.
- s) To get permission from the port authority before the hot working works and operations to be carried out in the areas where dangerous cargoes are handled and temporarily stored.
- t) To prepare an emergency evacuation plan for the evacuation of ships from coastal facilities in case of emergency and submits it to the port authority and informs the relevant people about the plan approved by the port authority.
- u) To ensure the internal loading of the cargo transport units in accordance with the loading safety rules in its facility.

2.5 Responsibilities of The Ship's Contact Person

Responsibilities of ship owners are as follows:

- a) To ensure that the cargo to be carried by the vessel is certified as suitable for transportation and that the cargo holds, cargo tanks and cargo handling equipment are suitable for cargo transportation.
- b) To request all mandatory documents, information and documents related to dangerous cargoes from the cargo person and ensures that they are present with the cargo during the transportation activity.
- c) To ensure that the documents, information and documents required to be found on the ship regarding dangerous cargoes within the scope of legislation and international conventions are appropriate and up-to-date.
- d) To control the transport documents containing information that the cargo transport units loaded on the ship are appropriately marked, plated and loaded safely.
- e) To inform the relevant ship personnel on the risks of dangerous cargoes, safety procedures, safety and emergency measures, response methods and similar issues.
- f) To keep up-to-date lists of all dangerous cargoes on board and declares them to the relevant parties upon request.
- g) To ensure that the loading program, if any, is approved and documented and kept in working condition.
- h) To notify the port authority and the port facility about the instant risk posed by the dangerous cargoes on the ship berthing to the port facility and the measures taken for it.
- i) In case of leakage in the dangerous cargo or if such a possibility exists, it does not accept the dangerous cargo to be carried.
- j) To notify the port authority of the dangerous cargo accidents that occur on his ship while navigating or at the port facility.
- k) To provide the necessary support and cooperation in the controls and inspections carried out by the Administration and the port authority.
- l) To do not accept to carry dangerous cargoes that are not included in the ship certificates issued by the relevant institutions and organizations.

	DANGEROUS CARGO HANDLING GUIDE	Document No	TOM-DGR-004
		First Release Date	17.08.2022
		Revision No	05
		Revision Date	17.02.2025

- m) To ensure that the people of the ship involved in the handling of dangerous cargoes use personal protective equipment suitable for the physical and chemical properties of the cargo.
- n) To provide the requirements regarding the loading safety of the loads loaded on the ships.


2.6 Dangerous Goods Safety Advisor' Responsibilities

Responsibilities of DGSA are as follows:

- To monitor compliance with the requirements for the transport of dangerous cargoes.
- To provide suggestions to the port facility regarding the transportation of dangerous cargoes.
- To prepare an annual report to the port facility on the activities of the port facility operator in the transport of dangerous cargoes.(Annual reports are kept for 5 years and submitted to the administration upon request.)

To control the following applications and methods;

- Control and control results that the dangerous cargoes arriving at the facility are properly identified, the correct shipping names are used, certified, packaged/packaged, labeled and declared, that they are safely loaded and transported in approved and legal packaging, container or cargo transport unit reporting procedures.
- Loading/discharging procedure for handled and temporarily stored dangerous cargoes,
- Whether the port facility takes into account the special requirements regarding the dangerous cargoes transported while purchasing the transport vehicles for the handled dangerous cargoes,
- Control methods of equipment used in the transport, loading and unloading of dangerous cargoes,
- Whether the shore facility employees have received appropriate training, including the changes made in the legislation, and whether these training records have been kept,
- The suitability of emergency methods to be applied in case of an accident or an event that will affect safety during the transportation, loading or unloading of dangerous cargoes,
- Compliance of reports prepared on serious accidents, incidents, or serious violations that occur during the transportation, loading or unloading of dangerous cargoes,
- Determination of the necessary measures against the reoccurrence of accidents, incidents, or serious violations and evaluation of the implementation,
- Subcontractors extent the rules regarding the selection of the parties and the transport of dangerous cargoes are taken into account,
- Determining whether the employees in the transport, handling, storage and loading/unloading of dangerous cargoes have detailed information about the operational procedures and instructions.
- Appropriateness of the measures taken to be prepared for risks during the transportation, handling, storage and loading/unloading of dangerous cargoes

	DANGEROUS CARGO HANDLING GUIDE	Document No	TOM-DGR-004
		First Release Date	17.08.2022
		Revision No	05
		Revision Date	17.02.2025

- Procedures for all mandatory documents, information and documents related to dangerous cargoes.
- Procedures for the safe berthing, mooring, loading/discharging, sheltering or anchoring of ships carrying dangerous cargoes to the shore facility day and night.
- Procedures for additional measures to be taken according to seasonal conditions for the loading, unloading and limbo operations of dangerous cargoes.
- Procedures for fumigation, gas measurement and degassing operations. Procedures for keeping records and statistics of dangerous cargoes,
- The accuracy of the issues regarding the possibility, capability and capacity of the port facility to respond to emergencies,
- Appropriateness of the regulations for the first interventions to be made for the accidents involving dangerous cargoes,
- Procedures for handling and disposal of damaged dangerous cargoes and waste contaminated by dangerous cargoes,
- Information on personal protective clothing and procedures for using them.

In addition to the IMDG Code, within the scope of dangerous cargoes handled at the port facility, DGSA should be informed about the IBC Code, IGC Code, IMSBC Code and MARPOL 73/78 applications and generally the dangerous cargoes activities of the port facility. The port facility operator notifies the port facility operator in writing, with the periods agreed between the port facility operator and the port facility operator, on the condition that it does not exceed 6 (six) months, about its evaluations on whether the dangerous cargoes handled at the port facility are handled in accordance with the rules.


DGSA's authorized within the scope of the IMDG Code prepare quarterly reports regarding the responsibilities determined in the Regulation on the Maritime Transport of Dangerous Cargoes and Loading Safety of the coastal facilities they serve, and notify this report to the Administration.

DGSA, with the exception of the coastal facilities that will receive Dangerous Cargo Conformity Certificate (TYUB) for the first time, is present at the port facility during TYUB inspections and actively participates in the inspections.

DGSA prepares the parts of the port facility's guide on dangerous cargo handling and/or temporary storage together with the port facility and checks its accuracy. DGSA's signature is also included in the sections of the guide on dangerous cargoes handling and/or temporary storage.

3. RULES AND MEASURES TO BE FOLLOWED & APPLIED BY THE PORT FACILITY

Port facility operators, who have obtained the Dangerous Cargo Conformity Certificate, take the following measures:

 Petrol Ofisi	DANGEROUS CARGO HANDLING GUIDE	Document No	TOM-DGR-004
		First Release Date	17.08.2022
		Revision No	05
		Revision Date	17.02.2025


- 1) Dangerous cargoes arriving at the terminal are transferred directly to the storage tanks located in the tank area via pipelines and stored without waiting. The dangerous cargoes are loaded onto the ships from the buoy/pier at the port within the framework of the internal procedures and the rules specified in the Marpol and IBC Code.
- 2) Labels and signs describing the transfer of dangerous cargoes to storage tanks and dangerous cargoes on the tanks and information on safety precautions are kept.
- 3) During loading, unloading and storage, it is ensured that the personnel of the port facility, seafarers and other authorized persons in charge of dangerous cargo handling wear protective clothing suitable for the physical and chemical characteristics of the cargo. In this context, it is ensured that the application is carried out within the framework of the procedures specified in the PPE usage map given in Annex -15..
- 4) It is ensured that the persons who will fight the fire in the dangerous cargo handling area are equipped with firefighter equipment and that fire extinguishers, first aid units and equipment are always ready for use. In this context, the activities in question will be carried out within the framework of the Emergency Plan.
- 5) Fire, safety and security measures are taken.
- 6) The control of the provisions of this article is carried out by the port authority, and when any nonconformity is detected, the handling operation is stopped and the nonconformity is eliminated.
- 7) Personnel who do not have the necessary training and certificates according to the Regulation on Training and Authorization in the Scope of the International Code for Dangerous cargoes transported by sea, are not allowed to work in dangerous cargoes handling operations and to enter the areas where these operations are carried out.

4. CLASSES OF DANGEROUS CARGOES, TRANSPORTATION, LOADING/UNLOADING, HANDLING, SEPARATION, STACKING AND STORAGE

4.1 Classes of dangerous cargoes

As explained in IMDG Code Volume 1 Chapter 2, Dangerous cargoes Classes and Subdivisions are as follows:

IMDG Code	Danger	Name of The Class
2.0		General
2.1	Class 1	Explosives
2.2	Class 2	Gases
2.3	Class 3	Flammable Liquids
2.4	Class 4.1	Flammable solids, self-reactive substances, polymerizing agents and solid desensitized explosives
	Class 4.2	Substances liable to spontaneous combustion

	DANGEROUS CARGO HANDLING GUIDE	Document No	TOM-DGR-004
		First Release Date	17.08.2022
		Revision No	05
		Revision Date	17.02.2025

	Class 4.3	Substances which, in contact with water, emit flammable gases
2.5	Class 5.1	Oxidizing substances
	Class 5.2	Organic Peroxides
2.6	Class 6.1	Toxic substances
	Class 6.2	Infectious substances
2.7	Class 7	Radioactive materials
2.8	Class 8	Corrosive Substances
2.9	Class 9	Miscellaneous dangerous cargoes and objects

Dangerous cargoes Classification Table

Dangerous Cargo Subdivisions:

Class 3 Flammable Liquids

- Has a vapor pressure of not more than 300 kPa (3 bar) at 50 °C and is not completely gaseous at 20 °C and standard pressure of 101.3 kPa;
- Flash points are not more than 60 °C


4.2 Packages and packages of dangerous cargoes

There is no packaging in our terminal without wastes.

4.3 Placards, plates, brands and labels for dangerous cargoes

In addition to the existing labels on the tanks to which the dangerous cargoes coming to the port facility are transferred, they can be plated as shown below within the scope of IMDG Code Sections 5.2 and 5.3.



	DANGEROUS CARGO HANDLING GUIDE	Document No	TOM-DGR-004
		First Release Date	17.08.2022
		Revision No	05
		Revision Date	17.02.2025





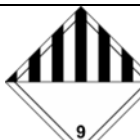



4.4 Labels and packing groups of dangerous cargoes

4.4.1 Placarding and Labeling Of Dangerous Cargoes

The procedures and principles specified in IMDG Code Chapter 5 will be taken into account in the marking of the Dangerous Cargoes that will arrive at the terminal.

Load markings and packaging groups of Diesel, Gasoline and Jet A-1 products and Diesel and Gasoline additives stored in the terminal are available in the table below..

Cargo	UN No	Shipping Name	P.G.	Label
Diesel	1202	DIESEL FUEL	III	
Gasoline	1203	GASOLINE	II	
ETHANOL	3475	Ethanol and Gasoline Mixture	II	
DIESEL PERFORMANCE ADDITIVE	3082	ENVIRONMENTALLY HAZARDOUS SUBSTANCE, LIQUID, N.O.S.	III	
GASOLINE PERFORMANCE ADDITIVE	1993	ENVIRONMENTALLY HAZARDOUS SUBSTANCE, LIQUID,	III	

	DANGEROUS CARGO HANDLING GUIDE	Document No	TOM-DGR-004
		First Release Date	17.08.2022
		Revision No	05
		Revision Date	17.02.2025

		N.O.S.		
--	--	--------	--	--

.4.2 Packaging Groups

There are Packing (Packaging) Groups (PG) specified in IMDG CODE Section 3.2 for dangerous cargoes. These groups and their meanings are given below:

P.G.	DANGER LEVEL
I	Highly Danger
II	Mid level Danger
III	Low Danger

However, there is no packing group for self-reactive substances in Classes 1, 2, 5.2, 6.2, 7 and 4.1, and there is no PG I for Class 9.

4.5 Segregation tables on the ship and in the port according to the classes of dangerous cargoes

Since bulk liquid dangerous cargoes are handled at the terminal, segregation tables are not used.


4.6 Segregation distances and separation terms of dangerous cargoes in warehouse storage

Since the ships approaching the terminal handle bulk liquid dangerous cargoes, segregation distances and terms are not used. Necessary precautions are taken within the scope of the ATEX directive.

5. HANDBOOK ON DANGEROUS CARGOES HANDLED ON THE PORT FACILITY

The Port facility, which carries out dangerous cargo loading/unloading, handling and temporary storage activities, creates a pocket-sized Dangerous Cargoes Handbook containing the following information in order to contribute to the safe performance of the said activities:

- Dangerous Cargo Classes,
- Packages of Dangerous Cargoes,
- Packaging,
- Labels,
- Signs And Packing Groups,
- Separation Tables on Ship and in Port According to Classes of Dangerous Cargoes,

	DANGEROUS CARGO HANDLING GUIDE	Document No	TOM-DGR-004
		First Release Date	17.08.2022
		Revision No	05
		Revision Date	17.02.2025

- Dangerous Cargoes Emergency Response Action Flow Chart
- Emergency Contact Information
- Locations of Emergency Equipment and Instructions for Use
- Port facility Rules and Subjects

The locations of emergency equipment, usage instructions and shore facility rules are prepared in pocket sizes and presented in APPENDIX-10.


6. OPERATIONAL PROCEDURES

6.1 Procedures For Safe Berthing, Mooring, Loading/Unloading, Sheltering Or Anchoring Of Ships Carrying Dangerous Cargoes Day And Night

A. Entrance To The Port Facility:

- (1) Before entering the Port Area, the captain of a ship carrying dangerous cargoes must ensure below:
 - a) Should prepare himself and his personnel for the legal and administrative obligations regarding dangerous cargo handling or ships carrying dangerous cargoes in the port area.
 - b) Should check the suitability of his ship in terms of machinery, equipment and equipment.
 - c) Should check the possibility of damage or leakage of dangerous cargo and its contents.
 - d) Should inform the relevant port authority about the unsuitability of machinery, equipment and equipment on his ship, damage or leakage of dangerous cargo, and faults in the protection system that will endanger the environment, property and life.
- (2) Safety Shifts:
 - a) The ship's captain should establish appropriate navigational watch at the entrance/exit of the port and deck and machinery safety watch during handling.
 - b) The ship's captain should make arrangements for safe surveillance shifts, and in this context, he should consider all aspects of the issue and the amount of dangerous cargo stored.
- (3) Ship Mooring: Unless otherwise requested by the Port Authority, it must constantly show the appropriate danger signs as long as it is anchored in the port area. While in port;
 - a) For emergencies, the ship with sufficient slack at the fore and aft of the ship should have a spare rope attached to the side of the ship with a thin hand and which can be easily dribbled in an emergency. One end of the tow rope should be extended from the deck to the water level and should be kept free and secured for use in any dangerous situation.
 - b) Mooring equipment should be ready to anchor in any emergency.
- (4) The ship's captain must keep the ship's machinery ready at all times for the safety of the ship or the proper storage of the cargo or ship's ballast, and should not allow smoke from any gas or boiler pipes unless permitted by the port authorities.

The ship's captain must provide safe entry and exit between the ship and the shore.

	DANGEROUS CARGO HANDLING GUIDE	Document No	TOM-DGR-004
		First Release Date	17.08.2022
		Revision No	05
		Revision Date	17.02.2025

(5) Emergency Procedures:

The ship's captain should;

- Consider the necessary arrangements for safe and quick escape, taking into account the nature of the dangerous cargo and any special situation that may occur on the deck.
- Establish emergency response procedures on board to control/prevent incidents involving dangerous cargo carried or carried on deck, and should also ensure that his officers and personnel are properly trained to perform/achieve such emergency response procedures in the best possible way.

(6) Emergency Information Procedures


In addition to the information specified in paragraph II-2/15.2.4.2 of the SOLAS contract, the captain of a ship carrying dangerous cargo should keep the following information in the same place:

- a) A list of dangerous cargoes carried on board
- b) A list of dangerous cargo unloaded at the port area

In addition to the emergency response procedures required for the dangerous cargo, the ship's captain should keep the appropriate safety information easily accessible. Such information includes, for example, the Ems Guide (Emergency Response Procedures for Ships Carrying Dangerous cargoes), Medical First Aid Guide (MFAG) used in incidents involving dangerous cargoes, and safety information pages used in connection with the transport document.

(7) Fire Precautions

- a) Areas where smoking is prohibited or smokeable should be determined.
- b) It should be ensured that the areas where smoking is prohibited are hung as picture diagrams in important places in a clearly visible way and that the areas where smoking is free do not pose a danger. (Considering that the transported dangerous cargo is at risk of fire and explosion, it should be taken into account that empty and still containment tanks contain flammable vapors and danger risks.)
- c) The captain of the ship should make sure that the equipment or tools used to check whether there is flammable or explosive in an area or an empty place do not cause fire or explosion.
- d) If there is a risk of flammability or explosiveness in an area or an empty place, the ship's master must ensure that the equipment or tools to be used, including any sampling or measurement, are safe portable electrical equipment that can be used in a flammable atmosphere without causing fire or explosion.
- e) The captain of the ship should ensure that electrical equipment is not used indiscriminately or accidentally in areas where flammable atmosphere may occur.

	DANGEROUS CARGO HANDLING GUIDE	Document No	TOM-DGR-004
		First Release Date	17.08.2022
		Revision No	05
		Revision Date	17.02.2025

- f) The captain of the ship ensures that a fire station that is adequate and appropriately tested for the dangerous cargo on the ship is established and made ready, and that the relevant personnel are trained in firefighting and they do practice and exercises in this regard.

B. Environmental Precautions

The captain of the ship carrying dangerous cargoes should make sure that every precaution has been taken to prevent the accidental release of the dangerous cargo into the environment.

The captain must ensure that all scupper holes are well closed and that the absorbent and disposal material is available and appropriately ready for use, taking into account the safety of the ship and its personnel. During the cleaning of the spill area, it should be ensured that appropriate measures are taken for the spilled dangerous substance. In order to prevent the accidental release of dangerous cargoes to the environment, it is of utmost importance to use well-qualified and trained personnel who have sufficient knowledge of the risks arising from the dangerous cargo carried, and the use of correct and safe response procedures in dangerous cargoes accidents. Personnel should be regularly trained in the correct and safe use of equipment.

C. Reporting Of Incidents

If an accident has occurred due to the handling of dangerous cargoes, the personnel responsible for the handling must immediately stop the operation until adequate safety measures are taken.

The ship's master should remind the personnel of their obligations to report the accidents that may occur during the handling of dangerous cargoes to the personnel responsible for the operation and to the port authorities.

D. Port Facility Operator

1) Mooring

- a) Adequate and safe mooring facility (depth and sufficient safe area, etc.)
- b) It should ensure that adequate and safe transportation is established between the ship and the coast.


2) Inspections

When the dangerous cargoes are opened by an authorized personnel for the control of the contents, the port facility operator must ensure that the personnel assigned to open it are aware of the possible dangers that may arise due to the dangerous cargo.

3) Classification, Packaging, Marking, Labeling, Plating and Certification

When the dangerous cargo enters its premises, the port facility operator must ensure that the cargo is a documented/approved cargo in compliance with the IMDG CODE and relevant national/international requirements.

4) Safe Handling and Separation

	DANGEROUS CARGO HANDLING GUIDE	Document No	TOM-DGR-004
		First Release Date	17.08.2022
		Revision No	05
		Revision Date	17.02.2025

The Port facility operator appoints at least one authorized personnel who has sufficient knowledge about the national and international legal requirements for the transport or handling of the dangerous cargo and the separation distances of the unsuitable dangerous cargoes.

5) Emergency Procedures

The port facility operator should ensure that appropriate emergency arrangements are made and bring it to the attention of the relevant parties. These regulations should cover:

- a) Determination of the appropriate Emergency operation point (operation center / unit where the response operation will be managed when the Emergency occurs)
- b) Notifying the accident or emergency to the appropriate emergency services inside or outside the facility, first verbally and then in the format specified in Annex-16,
- c) Notification of the accident or emergency to the port authority or users of the land or sea part of the port area,
- d) Availability of emergency response equipment specified in Annex-14 according to the danger of the dangerous cargo handled,
- e) Coordinated arrangements are made for the release of the ship in any emergency,
- f) Ensure that arrangements are made to ensure safe entry and exit to the Ship and Port Facility at all times

6) Emergency Information

The port facility operator should have a list ready including the amount of the dangerous cargo and the shipping name if any, the secondary risk if any, the packing group and the information of the emergency services currently available.

The port facility operator should ensure that emergency response procedures and emergency telephone numbers are posted in tanks or areas where dangerous cargo is transported or handled, or in certain easily visible places.


The port facility operator must clearly mark the fire and spill/leakage fighting equipment and ensure that they are hung in appropriate positions to attract the attention of the concerned.

The shore facility operator must inform the ship's captain of the emergency procedures in effect in the port area.

7) Fire Precautions

The Port Facility Operator must provide the following:

- a) When a ship is at anchor, it should ensure that emergency services are available at all times.

	DANGEROUS CARGO HANDLING GUIDE	Document No	TOM-DGR-004
		First Release Date	17.08.2022
		Revision No	05
		Revision Date	17.02.2025

b) It must be ensured that audible and visible alarms are installed in the port area for emergency uses, in other words, rapid communication with emergency services should be established.

c) For ships of 500 tons and above, regardless of the year of construction, it must provide the necessary equipment for fire fighting, compatible with ship equipment, within the scope of ship / shore contact regulations in accordance with international standards.

d) It must be ensured that all areas where dangerous cargoes are handled are kept clean and dry.

e) Before the dangerous cargo is handled, the captain of the ship should be informed about the positions of the nearest emergency services that can be called.

f) It must be ensured that the lighting and other electrical equipment in the area where the dangerous load is located are equipped with materials that are safe against flammable and explosive atmospheres.

g) The areas where smoking is prohibited must be determined.

h) It must be ensured that the areas where smoking is prohibited are hung as clearly visible diagrams in important places and that the areas where smoking is free do not pose a danger.


8) Environmental Protection Measures

The Port facility operator ensures that the dangerous cargo is handled in accordance with the requirements of the regulatory authority in the region.

The Port facility operator must ensure that any damaged pipeline or tank carrying dangerous cargoes is not transported and handled unless the damage is repaired in accordance with the rules of the regulatory authority and it is made suitable and safe for handling in all aspects.

During the cleaning of the spill area by the port facility operator, it should be ensured that appropriate measures are taken for the spilled dangerous cargo. In order to prevent the accidental release of dangerous cargoes to the environment, the use of correct and safe response procedures in dangerous cargoes accidents by well-qualified and trained personnel who have sufficient knowledge of the risks arising from the dangerous cargo carried is of high importance. Personnel should be regularly trained in the correct and safe use of equipment.

The Port facility operator should have spare large-scale drums, absorbers or cleaning equipment, equipment to prevent the spread of liquid dangerous cargo (discharge inhibitors, absorbers and oil barriers, etc.) available, and the relevant personnel should be regularly trained on the use of correct and safe equipment.

	DANGEROUS CARGO HANDLING GUIDE	Document No	TOM-DGR-004
		First Release Date	17.08.2022
		Revision No	05
		Revision Date	17.02.2025

E. General Considerations for Carriage of Bulk Liquid Dangerous Cargoes:

International Safety Guidelines for Oil Tankers and Terminals (ISGOTT) – Current Edition documentation should be particularly noted:

1) Operational and Emergency Information

Ship Captain and terminal operator should have the following information for each dangerous cargo transported or handled within their area of responsibility:

- a) Name of the cargo, UN Number if available, definition of the physical and chemical properties required for environmental safety and handling of the cargo (including its reactivity),
- b) Procedures for load/slop transfer, gas free, inert gases, ballast intake and ballast discharge
- c) Special equipment required for the safe handling of certain loads,
- d) Appropriate emergency response procedures for
 - Precautions to be taken in case of spillage or leakage
 - Countermeasures in case of accidents
 - Firefighting measures and appropriate firefighting communication tools

6.2 Procedures for Additional Measures To Be Taken According To Seasonal Conditions For Loading And Unloading Of Dangerous Cargoes

Ships arriving to the terminal can only dock at our pier during the daytime. On days with adverse weather conditions, the Port Authority closes the Port to ship traffic if it deems necessary.

Procedures and instructions for stopping the evacuation, disconnecting the hose connection and leaving the ship from the pier can be accessed through the POAŞ Integrated Management System.


In case of severe storm warnings, port foremen, technicians and ships are informed.

According to the severity of the storm to come, it is ensured that the ship machinery is always ready for action in the fastest way.

In heavy rainy weather, filling / discharging activities are suspended, taking into account personnel safety.

Loading and discharging operations are suspended in case of storms, sudden strong winds and lightning strikes.

In case of snow and icing, port machinery and transfer vehicles are not allowed to operate until the slippery environment is eliminated. When the environment is safe, the vehicles operate at the safest speed.

	DANGEROUS CARGO HANDLING GUIDE	Document No	TOM-DGR-004
		First Release Date	17.08.2022
		Revision No	05
		Revision Date	17.02.2025

In case the ship under operation leaves the pier for compelling reasons before the operation is completed, both the Port Authority and the Customs Directorate are informed.

The relevant procedures are specified in the ship/shore safety checklist.

6.3 Procedures for keeping flammable, combustible and explosive loads away from processes that create/can create sparks and not to operate vehicles, equipment or tools that create/can create sparks in dangerous cargoes handling, stacking and storage areas

Before performing a hot work at our facility, the responsible company officer who will perform the hot work shall have a written authorization issued by the port administration to perform this hot work. Such authorization will include details of the hot workplace as well as the safety measures to be followed.

In addition to the security measures required to be taken by the port administration, additional security measures required by the ship and/or interface will be taken, together with the ship and/or interface responsible(s) responsible for the hot work, before starting the hot work.

These additional security measures will include:

Frequency of inspection and re-inspection of local areas and adjacent areas, including testing by approved testing organizations to ensure that areas will remain free and free of flammable and/or explosive atmospheres and that there is no oxygen deficiency;

Removal of dangerous cargoes and other combustible materials from work areas and adjacent areas. Substances to be removed from the said areas; including lime, sludge, sediment and other potentially flammable materials.

Combustible building materials (eg; beams, wooden partitions, floors, doors, wall and ceiling coverings) against accidental ignition.


In order to prevent the spread of flames, sparks and hot particles from work areas to adjacent or other areas; sealing and sealing open pipes, pipe passages, valves, joints, cavities and open parts.

A copy of the hot work authorization and safety precautions will be posted at the entrance to each work area, as well as in the area adjacent to the work area. Authorization and security measures to be taken will be posted in a place where all employees who will take part in the hot work can see it, and this will be clearly understood by the employees.

When performing hot work,

Measures will be taken to ensure that conditions have not changed; and

At least one suitable fire extinguisher or other suitable fire extinguishing equipment shall be available for immediate use in the hot workplace.

	DANGEROUS CARGO HANDLING GUIDE	Document No	TOM-DGR-004
		First Release Date	17.08.2022
		Revision No	05
		Revision Date	17.02.2025

Upon completion of this work during hot work and for a sufficient period of time after completion, effective fire control shall be carried out in the hot work area as well as in adjacent areas where a hazard from heat transfer may occur.

For additional more detailed information and procedures regarding hot works and processes, the document "International Safety Guidelines for Oil Tankers and Terminals (ISGOTT)" shall be consulted. Permission will be granted for the works to be carried out on the facility and dock in accordance with ISGOTT and the Work Permit Procedure.

The Port Facility Occupational Safety Procedure will also be implemented. Heat treatment is not allowed on the ships berthed to the buoy and during the discharge/loading of these ships.

Ex-proof equipment in accordance with the "Zone Map" specified in the Explosion Protection Document prepared for our operation is used at the buoys and all other locations in our facility.



DANGEROUS CARGO HANDLING GUIDE

Document No	TOM-DGR-004
First Release Date	17.08.2022
Revision No	05
Revision Date	17.02.2025



SICAK ÇALIŞMA KONTROL FORMU

Bu Form Bir Çalışma İzni Değildir.

FORM 002315
ÇALIŞMA İZİNİ NO:

TARİH :/...../20.....

Çalışma Yapılacak Yer :

Tehlike Sınıfı : (ZONE) 0 1 2 Tehlikesiz Bölge 0, 1 ve 2'de yapılacak sıcak çalışmalarda sahada sürekli gaz ölçüm cihazı bulundurulmalı, gaz ölçümü yapılmalıdır.
Yapılacak Çalışmanın Tanımı:

İŞ EMNİYETİ KONTROL LİSTESİ (EVET / HAYIR / İLGİSİZ)

Çalışacak kişilerin geçerli Sıcak İş Eğitimi var mı? E / H Evet Hayır

Hayır olması durumunda, sıcak çalışma başlatılmaz.

- Üzerinde çalışılacak tank ve baru hatları boş ve yeterince havalandırılmış mı?
- Çalışma alanı yakıt, yağ, yalıtıma/yıgıtla kirlenmiş bez, örtü vb., emzelen malzemesi, kuru yaprak gibi yanıcı maddelerden temizlenmiş mi?
- Çalışma alanında kullanılacak yanıcı malzemeler için kısıtlamaya karşılık önlem alınmış mı? (Yanmaz örtü, iletken, vs.)
- Çalışma alanında drenajlar, kanallar, çukurlar, vs. üzeri yanmaz malzemeyle örtülerek kısıtlamaya karşılık önlem alınmış mı? (Alınan önlemler ecdi durumunda tehlikeye engel olmalıdır.)
- Çalışma alanı yeterli olarak işaretlenmiş ve barika çevrilerek koruma altına alınmış mı? (Alınan önlemler ecdi durumunda tehlikeye engel olmalıdır.)
- Emniyetli giriş-çıkış yolları ve yeterli ve güvenli aydınlatma sağlanmış mı?
- Kıvılcıkların çevreye sıçramasına karşılık yeterli önlem alınmış mı? (Kaynak perdesi, yanmaz örtü, vs.)
- Çalışma alanında yeterli yangın söndürme önlemi alınmış mı? (Hidroantren çekilmiş hortum, yangın söndürücü, yangın malzemesi, yangın baskınçesi, vs.)
- Kullanılacak kaynak / kesim ekipmanı iyi durumda mı? (Tüpleri, manometreleri, hortumları, akor geri tepme ventillerini, kaynak motorunu, kabloları kontrol ediniz.)
- Kaynak yapacak kişinin kaynakçı belgesi mevcut mü?

Not: 1-10. sorular için "HAYIR" olan her cevabın açıklamasını ve önlemlerini "Alınacak Önlemler" kısmında belirtiniz.

- İskelede, şamandıradaki ve deniz boru hatlarında sıcak çalışma yapılacak mı?
Evet ise liman başkanlığından onay alınmalı.

12. Gözlemlenmesi gerekiyor mu?

Evetsiz Gözlemlenmiş

İmza:

13. Çalışma ortamında aşağıdaki koşullardan herhangi birisi mevcut mü? Mevcutsa sıcak iş izni verilmez.

- Çalışılacak bölgede gazdan anidirma (gasfree) işlemi yapılıyor mü?
- Çalışılacak bölge yakınında herhangi bir tanka LPG, etanol, benzin veya avgas girişi yapılıyor mü? (Gemi tahliye, tank transferi, baru hatlarından ürün alımı, vs.)
- Çalışma iskeledeyse, iskelede beyaz ürün yıkama/başlatma operasyonu var mı?
- Çalışma alanında gaz ölçümü sırasında herhangi bir %LEL değeri okandıysa

ALINACAK ÖNLEMLER: Sıcak iş bitiminden sonra 45 dakika boyunca bölge gazlanacaktır. (Kaynak, Kesim, Taçlama vb.)

Risklere karşı gerekli önlemlerin alındığına ve çalışma koşullarının güvenli olduğunu kontrol ettim.

Tarih : Saat : İzin Sahibi İmza :


Tarih : Saat : İzin Yetkilisi İmza :

Tarih : Saat : Onay Yetkilisi İmza :

İZİN UZATILMASI

Formdaki tüm şartların ve önlemlerin sağlandığını kontrol ettim. Çalışma alanı, iş emniyeti olarak devam ettirmeye uygundur.

Gün	Tarih	Saat	İzin Sahibi	İmza	İzin Yetkilisi	İmza	Onay Yetkilisi	İmza
1.								
2.								
3.								
4.								
5.								
6.								
7.								

 Petrol Ofisi	DANGEROUS CARGO HANDLING GUIDE	Document No	TOM-DGR-004
		First Release Date	17.08.2022
		Revision No	05
		Revision Date	17.02.2025

7. DOCUMENTATION, CONTROL AND REGISTRATION

7.1 Procedures regarding the supply and control of all mandatory documents, information, and control of dangerous cargoes by the relevant persons

Documents related to dangerous cargoes are recorded at the facility in accordance with the Ship Berthing Procedure. The documents are checked by the authorities and revised when there is a change related to the relevant process.

The current program is kept up-to-date and controls are made by making use of elements such as the control reminder mechanism, internal audits, and external audits. In particular, safety data sheets for all dangerous cargoes kept in the terminal are also registered on this system.


7.2 Procedures for keeping up-to-date list and other relevant information of all dangerous cargoes in the port facility site regularly and completely

Records of incoming dangerous cargoes are kept within the framework of the port ship tracking file. In accordance with the warehouse legislation, the products in all tanks have level indicating systems and an automation system where the amounts can be shared with the Customs Directorate. Thanks to this automation system, the amount of product transfer operations made from or to the tanks can be automatically seen on the automation system computers. The data of these automation systems record tank stock movements, transfer transactions, and other tank operation processes with the guide programs where terminal operations are followed in the relevant operating system. Apart from this, the tanks opened for sale, transfer and additive processes are documented in accordance with the procedures established by our company.

7.3 Procedures for checking that the dangerous cargoes arriving at the facility are properly identified, the correct shipping names are used, certified, packed/packaged, labeled and declared, loaded and transported safely in approved and legal packaging, container or cargo transport unit, and reporting the control results

The Operations Unit checks the accuracy of the following information on the dangerous cargoes documents issued by the Shipper for the dangerous **cargoes to** be accepted to the port in coordination;

- UN Number,
- PSN name (Proper Post Name,
- Class, (with sub-hazards)
- Packaging Group
- Whether it is a Marine Pollutant,
- Additional Information (Ignition degree, viscosity, etc.)
- Where to store in the Port Area

	DANGEROUS CARGO HANDLING GUIDE	Document No	TOM-DGR-004
		First Release Date	17.08.2022
		Revision No	05
		Revision Date	17.02.2025

This information is transmitted to the port supervisor, Field Supervisors, Warehouse officers and personnel who need to know, via Terminals / Documents, and the control of the incoming dangerous cargo is ensured.

7.4 Procedures for obtaining and maintaining a safety data sheet (SDS)

In addition to the general measures taken within the scope of dangerous cargo activities, a Safety Data Sheet is requested from the cargo officer regarding every dangerous cargo or dangerous cargo coming from the sea to the port facility or the cargo with dangerous content. It is the general standard for every cargo with dangerous content entering the port facility to have a Safety Data Sheet. Petrol Ofisi Terminal authorities take immediate measures for its storage, transportation and in case of emergency, which are specified in the Safety Data Sheet. Relevant safety data sheets are stored in a digital or physical environment for a minimum of 1 year.

7.5 Procedures for keeping records and statistics of dangerous cargoes

Systemic records of Diesel, Gasoline, Jet-A-1, ETHANOL products and additives in the Dangerous product group at Petrol Ofisi Terminal are recorded on the operating system used. Reports and statistical data can be retrieved from the system as computer data at any time. The terminal's procedures and instructions regarding these can be accessed through the Petrol Ofisi Integrated Management System.

7.6 Information on the Quality Management System


As Petrol Ofisi A.Ş., all of our activities carried out in line with our goals of continuous improvement are carried out in an integrated manner with management systems. Our company has ISO 9001, ISO 14001, ISO 45001 management systems certificates obtained from the relevant authorized certification bodies. The documents mentioned in this guide are numbered and recorded and made available to the relevant persons within the company. Within the scope of these documents, we are subject to internal and external audits at least once a year, and our activities aiming to continuously increase the importance we attach to human and environmental health and our stakeholder satisfaction are continued.

8. EMERGENCIES, EMERGENCY PREPAREDNESS AND RESPONSE

8.1 Response procedures for dangerous cargoes that pose/may create risks to life, property and/or the environment and dangerous situations involving dangerous cargoes

The emergency plan(s) will always be in effect. The emergency plan(s) covers the following topics:

- Scope and relationships with other plans
- Dangerous cargoes in the terminal area
- Rules and responsibilities
- Types of emergency
 - Facility, Site, Cargo Fires
 - Explosion
 - Accident and injury

 Petrol Ofisi	DANGEROUS CARGO HANDLING GUIDE	Document No	TOM-DGR-004
		First Release Date	17.08.2022
		Revision No	05
		Revision Date	17.02.2025

- Natural disasters such as earthquakes
 - Adverse weather conditions such as storms
 - Leakage or spillage of dangerous cargoes
 - Marine pollution (For example: oil/fuel leakage)
 - Power outage
 - Ship fires
- Emergency response procedures
 - Types of post-emergency response management
 - Training and exercises
 - Emergency response plan management
 - Coordination with external parties and related parties

8.2 Information on The Ability, Capability And Capacity Of The Port facility To Respond To Emergencies

The ability of responding to emergencies that may be encountered during 24 hours is limited by the technical possibilities and manpower of the facility. In natural disasters or in emergencies where the facilities of the facility may be insufficient, public or other private sector facilities are utilized. The facilities to be used in case of fire are as in the emergency plan, and the equipment to be used in case of spillage is as in Annex-14.


There are 2 tanks with total water capacity of 3368 m³ in the terminal against a possible fire hazard and water can be replenished from the sea. These tanks are associated with the entire facility with fire pipelines, and there is a chance to intervene in a possible fire with 8 fire pumps (4 electric, 4 diesel engine), a ring system on the tank or hydrants. If it is necessary to respond to the fire with extinguishing foam, our fire line should also participate with foam tanks. Fire drills are held at least 24 times a year.

There are fire extinguishers around the entire facility, and there is a type of fire extinguisher suitable for the exit point of the fire and the intervention method.

There is an automation security system in the terminal for stopping the operations in case of an emergency.

All in-plant transfer operations stop when emergency buttons are pressed. Thanks to the detectors in the terminal (Gas Detector - Flame Detector - Smoke Detector - Liquid detector), a possible dangerous situation is detected in advance and a chance for intervention is created.

There is one emergency container in the terminal and there are professional firefighter clothes, aluminized fire suit and fire equipment. The terminal has enough absorbent pads against fuel spills, barriers for spills at sea, skimmers, and other spill response equipment. Apart from this, terminal receives continuous service from SEAGULL within the scope of combating spills and with this company mandatory spill drills are being conducted.

 Petrol Ofisi	DANGEROUS CARGO HANDLING GUIDE	Document No	TOM-DGR-004
		First Release Date	17.08.2022
		Revision No	05
		Revision Date	17.02.2025

8.3 Regulations regarding the first response to the accidents involving dangerous cargoes (first aid procedures, first aid possibilities and capabilities, etc.)

In any accident or incident, the following rules will be observed:

- When the injury is caused by any dangerous cargo, first aid measures written in Section 4 of the Safety Data Sheet of the exposed dangerous cargo should be applied. At the same time, the toxicological effects of the substance in Chapter 11 should be considered.
- When any person is injured, first aid rules are applied according to the nature of the substance or a health personnel who can provide the closest first aid is called, but the injured person is definitely not moved if it is not necessary.
- The person who will respond to the injured must use appropriate personal protective clothing and equipment in order not to be affected by the environmental conditions. If the injured person is affected by the environment (toxic gas, airless or smoky environment) by persons with appropriate protective equipment, they should be taken out of this environment as soon as possible.
- The necessary unit is called from the emergency contact list and expert support or an ambulance is called.
- Act in accordance with the emergency instruction.
- The "Medical First Aid Guide (MFAG)" in the IMDG Code appendix and Emergency Plans (EmS) in the IMDG Code appendix are used for emergency situations involving dangerous cargoes.

8.4 Notifications to Be Made Inside And Outside The Facility In Case Of Emergency

In case of emergency, action is taken according to Emergency Procedure, Emergency Instruction, Fire Fighting Instruction.


8.5 Procedures for Reporting Accidents

In case of an emergency and/or an accident, it is necessary to remain calm when calling the numbers in the emergency plan and giving information; The area, the building, the caller's contact number, and the type of emergency should be briefly explained to the called person.

It is of great importance that the information to be given at this stage is accurate and understandable, and within the scope of this information, a decision will be made about what the first response will be. Written notifications are made with the Incident / Accident Notification Form specified in ANNEX-16.

8.6 Coordination, support and cooperation method with official authorities

All accidents related to Dangerous Goods are primarily coordinated with the Regional Port Authority. By informing the regional port authority, support and cooperation is provided with the Provincial/District Fire Brigade, AFAD and the aid units of the neighboring facilities. In case of a fire, the local fire department is informed and the fire crew intervenes until the fire crews arrive. In emergencies arising from sabotage and terrorist activities, coordination with local security units is ensured. In cases such as natural disasters,

 Petrol Ofisi	DANGEROUS CARGO HANDLING GUIDE	Document No	TOM-DGR-004
		First Release Date	17.08.2022
		Revision No	05
		Revision Date	17.02.2025

the fire department is contacted if necessary, and coordination with AFAD is provided if necessary. In case of spillage at sea, coordination is ensured by contacting the Main Search and Rescue Coordination Center. In case of work accidents, notifications are made to the Ministry of Labor and Social Security. In case of a possible explosion, fire or emergency in the adjacent facility; first of all, measures will be increased at the facility, and teams will be prepared to assist the neighboring facility.

8.7 Emergency evacuation plan for emergency removal of ships and vessels from shore facility

The emergency evacuation plan is as follows.

Emergency Conditions


The terms that require the emergency departure of ships connected to the regional port facility maritime systems are stated below.

- Adverse Weather Conditions
- Fire or conditions requiring emergency on board
- Fire or conditions requiring emergency at the port facility area
- Other Reasons
- Fire on the facility or ship located in other facilities
- Acts of Terrorism
- Warfare
- Natural Disasters
- Situations considered necessary by officials
- Pollution
- Disturbance of ship position
- Ship damages
- Medical problems

Emergency Dispersion Preparation Process

All emergencies should be reported to the Regional Port Authority officials. If it is determined to a decision regarding the immediate dispersion of the ship, the places where the ship can be transported under controlled conditions should be specified by the Regional Port Authority.

In cases where urgent dispersion is required, the captain and the port facility will initiate the emergency dispersion process by mutual agreement and will notify the Regional Port Authority as soon as possible. Considering the severity of the emergency, if possible, a representative from the Port Authority or the Port Master, Port Manager/Operation Officer, Captain, and Maritime Pilot will agree on the time and manner of the dispersion before it is initiated.

	DANGEROUS CARGO HANDLING GUIDE	Document No	TOM-DGR-004
		First Release Date	17.08.2022
		Revision No	05
		Revision Date	17.02.2025

The ship's machinery, steering gear, and casting-off equipment will be made ready for immediate use. All cargo discharging, and ballast operations must be stopped and prepared for dispersion. The fire circuit will be flooded, and water mist will be used for strategic sections.

If ventilation is required to the atmosphere; engine room personnel must be present, all non-essential receivers must be closed, all precautions of routine operations must be followed, and a warning notice must be issued.

If the necessary emergency response exceeds the terminal facilities, the local police or fire department should be notified immediately.

The decision about departure the ship under control is based on the principle of life safety and will involve the following conditions.

1. Sufficiency of tugboats
2. The ability of the ship to lift under its own power
3. Availability of safe places to proceed or tow a ship in an emergency
4. Qualification of firefighting equipment
5. Proximity of other ships
6. Condition of fire ropes


Fire ropes will be stocked in the bow and quarter of a ship on the seaside, as long as it is in the port facility. The ropes should be lowered to sea level and the part on the board should be tightened by wrapping at least five turns on the bollard. The part of the rope on the starboard will be taut from the bollard. A cable that can support the rope will be tied just before the eye splice and it will be located three meters above sea level. The eye splice will be stored at this level constantly while the ship is at the port facility.

Emergency Dispersion

If all relevant preparations are examined and deemed appropriate, the ship will be immediately removed from the ship. Emergency separation will be provided by following the steps below in order.

Close coordination and cooperation are required between the Port Facility, Maritime & Port Authority at each stage.

1. Giving an alarm
2. Giving information about the emergency via telephone and VHF
3. Making the initial situation assessment between the Captain and the Port Facility Officer
4. Stopping the operation
5. Implementation of the port facility and ship emergency plan precautions
6. Deterioration of the current situation and the existence of the above-mentioned emergency departure conditions
7. Evaluation of the situation between the Captain, Port Facility Officer, Port Authority or Port Master, and Maritime Pilot

 Petrol Ofisi	DANGEROUS CARGO HANDLING GUIDE	Document No	TOM-DGR-004
		First Release Date	17.08.2022
		Revision No	05
		Revision Date	17.02.2025

8. Deciding to immediate departure
9. Informing neighboring facilities and other vessels
10. Deploying of the tugboats emergency departure around the ship, completing their preparations, and indicating readiness
11. The captain completes the arrangement of the ship and implies readiness
12. Approval of turning the release hooks on by the authorized person

CAUTION !

**THE SHIP EMERGENCY LEAVING PROCESS MUST BE CONSIDERED TO BE APPLIED AS A LAST REMEDY
AND THE HOOKS MUST NOT BE RELEASED UNTIL ALL PRECAUTIONS ARE TAKEN**

AND THE ABOVE CONDITIONS ARE FOLLOWED

Post Emergency Dispersion

1. Towing the ship after the dispersion process and declaring the place where the ship will be taken
2. Transfer of the ship to the allocated area accompanied by tugboats or with its own machine
3. Detection of possible damage or deficiency by analyzing the Port Facility
4. Evaluation of the time when the Ship and Port Facility will be ready for cargo handling again
5. Sharing the problems, if any, that occurred during the emergency dispersion
6. Agreement between the pilotage regarding fire, explosion, and similar emergencies that may occur during loading/discharging, towage agency, and the port facility authorities.
7. Considering the weather and sea conditions, tugboats with sufficient tractive force and number equipped to fight fire, quickly move the ship away from the facility and tow it to a safe point.

8.8 Procedures for The Handling And Disposal Of Damaged Dangerous Cargoes And Waste Contaminated By Dangerous Cargoes


Waste Collection and Transport

According to the types of wastes generated, they are collected separately in waste bins, transported, and stored appropriately. Wastes generated as a result of maintenance activities are also considered within this scope.

If an additional waste class is determined to the existing waste classification, it will be integrated into the system

Waste containers and storage areas should be appropriate for hazardous cargo wastes. The waste storage area should be surrounded, and the floor should be made up of concrete. There should be wastewater collection raceways inside the waste storage area.

Waste Disposal

 Petrol Ofisi	DANGEROUS CARGO HANDLING GUIDE	Document No	TOM-DGR-004
		First Release Date	17.08.2022
		Revision No	05
		Revision Date	17.02.2025

According to whether the collected wastes are non-hazardous or hazardous wastes, the wastes are sold and removed from the facility with contracted organizations in accordance with legal recovery/disposal methods.

The possibilities of all contractors and carriers within the scope of waste management to transport and/or dispose of wastes with appropriate methods are examined.

It is evaluated in terms of whether they fulfill their legal obligations and the methods of performing waste recycling and disposal processes without harming the environment, if contracting services are received for the transportation, sale, and/or disposal/recycling of wastes.

It is mandatory to keep all records of waste disposal.


Contaminated Packages;

These wastes are empty barrels. When it is produced, it is left in the contaminated packaging area at the landfill, and the Environmental Consulting Firm and the Environmental Management System Officer contact the contracted and licensed firm, and it is sent via the Mobile Waste Tracking System (MoTaT) within the time specified in the legislation. DGSA should be consulted and a "Transport Document" should be prepared and delivered to the transporter for dangerous waste shipments. The vehicle must also be subject to vehicle control.

Contaminated Waste; These wastes are those that do not harm the environment but can be dangerous as a result of the combination of different materials or goods. When it is generated, it is collected in the barrel under the name of the waste at the exit of the production & warehouse and taken to the waste area. The Environmental Consulting Firm and the Environmental Management System Officer contact the contracted and licensed firm, and it is sent via the Mobile Waste Tracking System (MoTaT) within the time specified in the legislation. DGSA should be contacted, and a "Transport Document" should be prepared and delivered to the transporter for hazardous waste shipments. The vehicle must also be subject to vehicle control.

The role of the Environmental Unit in the handling of dangerous cargoes and materials with a risk of leakage:

- The Environmental Officer checks the situation at the leak site.
- In case of serious leaks and spills, the Safety Data Sheet of the flowing/poured dangerous cargo must be obtained before the leakage is checked.
- The Environment Officer decides on the type of activity to be carried out according to the hazard class of the dangerous cargoes and the nature of the substance.
- When necessary, the fire truck is kept ready.
- Leaking dangerous cargoes or wastes are removed from the leakage area when the exit procedures from the door are ready.

	DANGEROUS CARGO HANDLING GUIDE	Document No	TOM-DGR-004
		First Release Date	17.08.2022
		Revision No	05
		Revision Date	17.02.2025


- Records regarding leakage and shipment are kept for access when necessary.
- The area where the leak is first detected is also checked by the Environmental Officer and if environmental pollution has occurred, it should be cleaned properly.
- If necessary, appropriate personal protective materials are used during the operation, depending on the nature of the material.
- After the leakage is stopped, every area contaminated by the leak is cleaned appropriately, either by the emergency equipment of the facility or by the Emergency Response Company, depending on the level of the spill.

The general processes and provisions to be followed according to the IMDG Code are as follows:

- After the leak is detected, the relevant area will be surrounded first.
- Unauthorized personnel entry is prevented by surrounding the leak area with a security strip and the relevant units are informed.
- Risk is determined by making a risk assessment.
- The type of leaked or spilled material, the source and amount of the leak are determined. IMDG data and Safety Data Sheet about dangerous cargoes are provided.
- Required Personal Protective Equipment is provided.
- Appropriate personal protective equipment and materials are provided before responding to the leak.
- Where possible, leakage is limited and its spread is prevented: First of all, it is surrounded by barriers to prevent further spread of leakage.
- Leakage is stopped if possible:
- Leak cleaning processes are initiated:
- Leakage is never cleaned with flammable materials such as sawdust; Dry, neutral absorbent materials such as absorbent kit, sand, sorbent pads are used.
- Absorption is done by adding absorbent substance/material on small amount of liquid spills. In large spills, a border/barrier is created around it.
- It is prevented that the leaked/spill material mixes with the soil, underground and surface waters.

Waste Disposal

- The salvage packages in which the dangerous cargoes will be placed and sent for disposal must be UN type approved. The cleaned dangerous cargo is collected in suitable waste bags or boxes and sent to the Temporary Waste Storage Area within the port facility.
- It is delivered to companies with hazardous waste transport licenses to be disposed of in hazardous waste disposal facilities licensed in accordance with the Environmental Law and the regulations related

	DANGEROUS CARGO HANDLING GUIDE	Document No	TOM-DGR-004
		First Release Date	17.08.2022
		Revision No	05
		Revision Date	17.02.2025

to Waste Disposal and taken out of the port.

8.9 Emergency Drills and Their Records

Drills are planned annually. The records of the drills are kept under the Training Participation Form.

8.10 Information on Fire Protection Systems

Emergency and fire equipment are as follows:

- Fire Hydrants
- Fire Extinguishers
- Fire Cabinets and Fire Hoses
- Fire Alarm Detectors, Emergency Warning Lamps in the Fields
- Electric Fire Pumps
- Diesel Fire Pumps


Emergency documents and supplies:

- Emergency Phone Lists
- Emergency Plan

8.11 Procedures for Approval, Inspection, Testing, Maintenance and Availability Of Fire Protection Systems

Emergency and Fire Equipment:

- **Fire Hydrants:** Controls are carried out according to the Petrol Ofisi control procedures. Fire systems are kept ready at all times in the terminal.
- **Fire Extinguishers:** All fire extinguishers are visually examined and checked monthly. After the control, the extinguishers are marked. During the control, especially dry powder extinguishers are turned upside down and tapped lightly on the base, thus allowing the powder in the tube to move. Otherwise, the powder inside the extinguishers, which remain in the same position for a long time, may settle to the bottom and solidify. If any deficiencies or malfunctions are detected as a result of the control, they are corrected by the relevant responsible persons.
- **Control of fire extinguisher cylinders:** It will be done by independent third parties authorized by the Turkish authorities. Valid certificates and control records received will be kept and maintained by Petrol Ofisi Terminal.
- **Fire Cabinets and Fire Hoses:** It will keep a list of all fire cabinets. The Maintenance Department is responsible for quarterly checks and tests, monthly checks, repairs and maintenance. Control records will be kept by Petrol Ofisi Terminal.
- **Fire Alarm Detectors, Emergency Warning Lamps in the Fields:** Maintenance will be done on a scheduled basis by the Maintenance Department and all records will be kept by this department..
- **Electric Fire Pumps:** Maintenance will be done on a scheduled basis by the Maintenance Department and all records will be kept by this department.

	DANGEROUS CARGO HANDLING GUIDE	Document No	TOM-DGR-004
		First Release Date	17.08.2022
		Revision No	05
		Revision Date	17.02.2025

- **Diesel Fire Pumps:** Maintenance will be done by the mobile team according to the maintenance program and all records will be kept by the Maintenance Department.

Other emergency supplies:

- **Emergency Contact Lists:** Petrol Ofisi Terminal is responsible for ensuring that the relevant departments and emergency telephone lists are correct and up-to-date.
- **Port Fire Plan:** It is the responsibility of Petrol Ofisi Terminal or the relevant unit manager to keep the fire plan up-to-date at all times.
- **Emergency Safety Signs:** The manager of each department or unit manager is responsible for keeping all safety signs at the location of the unit they are attached to. Petrol Ofisi Terminal is responsible for determining "Escape Routes" and "Assembly Places" and posting these documents in appropriate places.

8.12 Precautions To Be Taken In Cases Where Fire Protection Systems Do Not Work

When there is a need for an emergency response and the fire protection systems do not work, the institutions mentioned in Annex 3 are called and the closest team is informed.

8.13 Other risk control equipment


Fighting sea fires (Ports Regulation Article 32):

- 1) Sea fires that may occur in the port administrative area are intervened by all public and private institutions in accordance with the provisions of the relevant legislation. Fixed and portable fire extinguishers, first aid units and equipment are kept in full, ready and working condition in coastal facilities. (Legislation: Prevention, Extinguishing and Rescue Measures to be Taken Against Fires That May Start on Land, Fires That May Start at Sea, Port or Coast and Reach and Spread on Land, or that may originate on land and reach the Coast, Port and Sea, which was enacted with the Council of Ministers Decision dated 06/8/1975 and numbered 7/10357 About the Regulation)
- 2) Extinguishing fires that may occur in coastal facilities are carried out by fire extinguishing teams equipped with the necessary tools and equipment created in accordance with the relevant legislation. Organizations engaged in tugboat operations also participate in extinguishing activities in line with the instructions of the port authority.

9. OCCUPATIONAL HEALTH AND SAFETY

9.1 Occupational Health And Safety Measures

The main purpose in terms of OHS; all employees are aware of risks and dangers, increase their awareness, act in accordance with the measures taken and defined rules for the prevention of accidents and incidents, and act in accordance with the principles of prevention of pollution. Employees are obliged to comply with the defined methods regarding occupational health, safety and environmental management processes and the requirements in the documents created, to supervise compliance, and to warn those who do not comply with the rules in case of non-compliance.

	DANGEROUS CARGO HANDLING GUIDE	Document No	TOM-DGR-004
		First Release Date	17.08.2022
		Revision No	05
		Revision Date	17.02.2025

- Operations will only be carried out by trained and responsible personnel.
- In case of bad weather conditions (sea, rainy, windy weather), the personnel will pay maximum attention to the operations.
- The Basic Personal Protective Equipment Symbols that must be used as a minimum are as follows:



THE USE OF MFAG

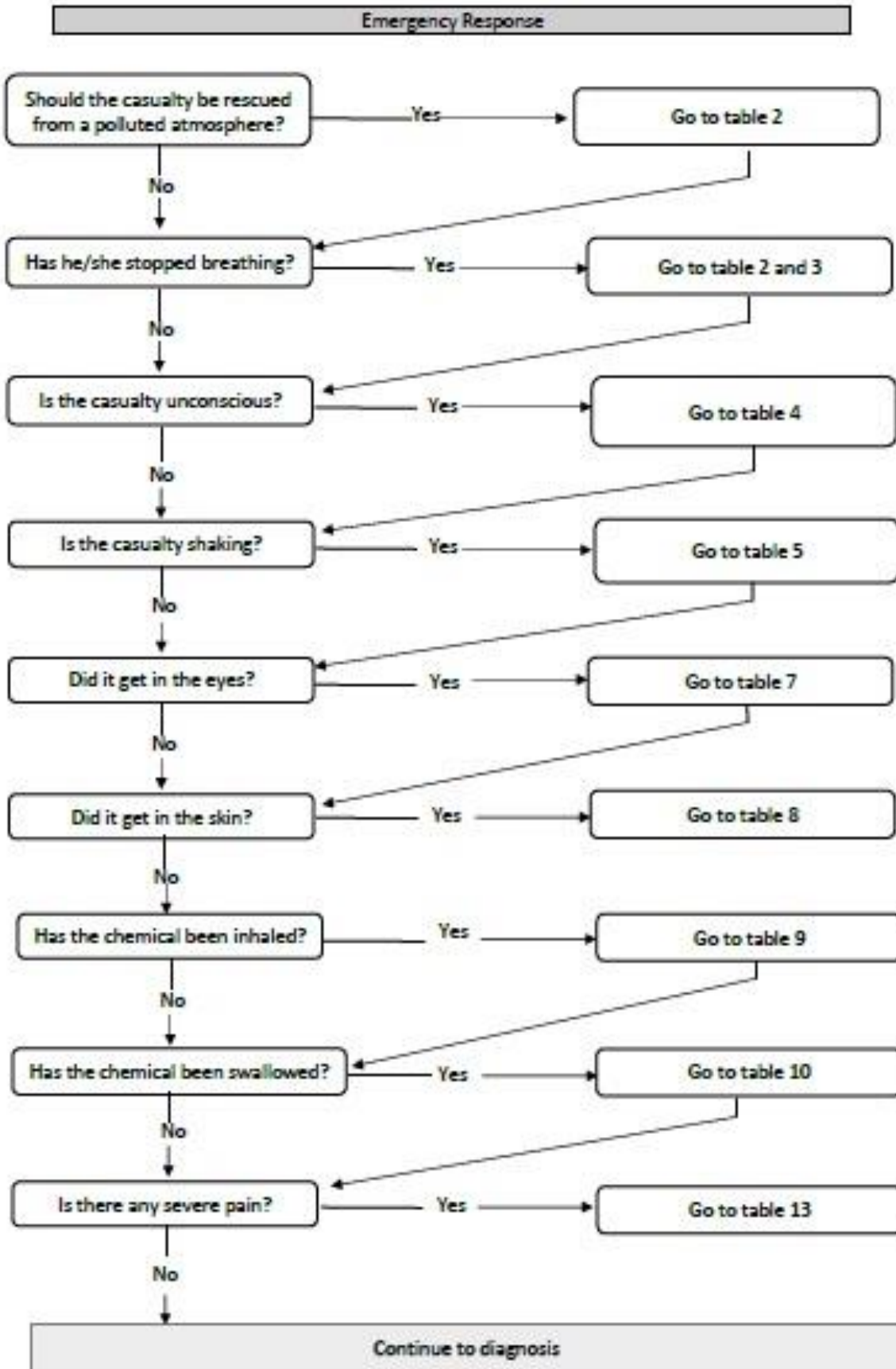
Medical first aid guide (MFAG) for accidents involving dangerous cargoes is used as a reference in the diagnosis and first treatment of chemical poisonings..


The MFAG itself gives an overview of possible toxic effects that may be encountered. The treatment known in this Guide is set out in the appropriate tables and is even more comprehensive in the relevant sections of the appendices. The treatments in this guide address the accidental consequences of transporting dangerous cargoes . Accidental ingestion of toxic substances is rare. The guideline does not cover intentional swallowing. Minor accidents involving chemicals do not usually cause serious effects, provided appropriate first aid measures are taken. While the number of serious accidents reported is small, accidents involving chemicals that are toxic or corrosive can be dangerous and should be considered potentially serious until the affected person has fully recovered and conversely medical information is available.

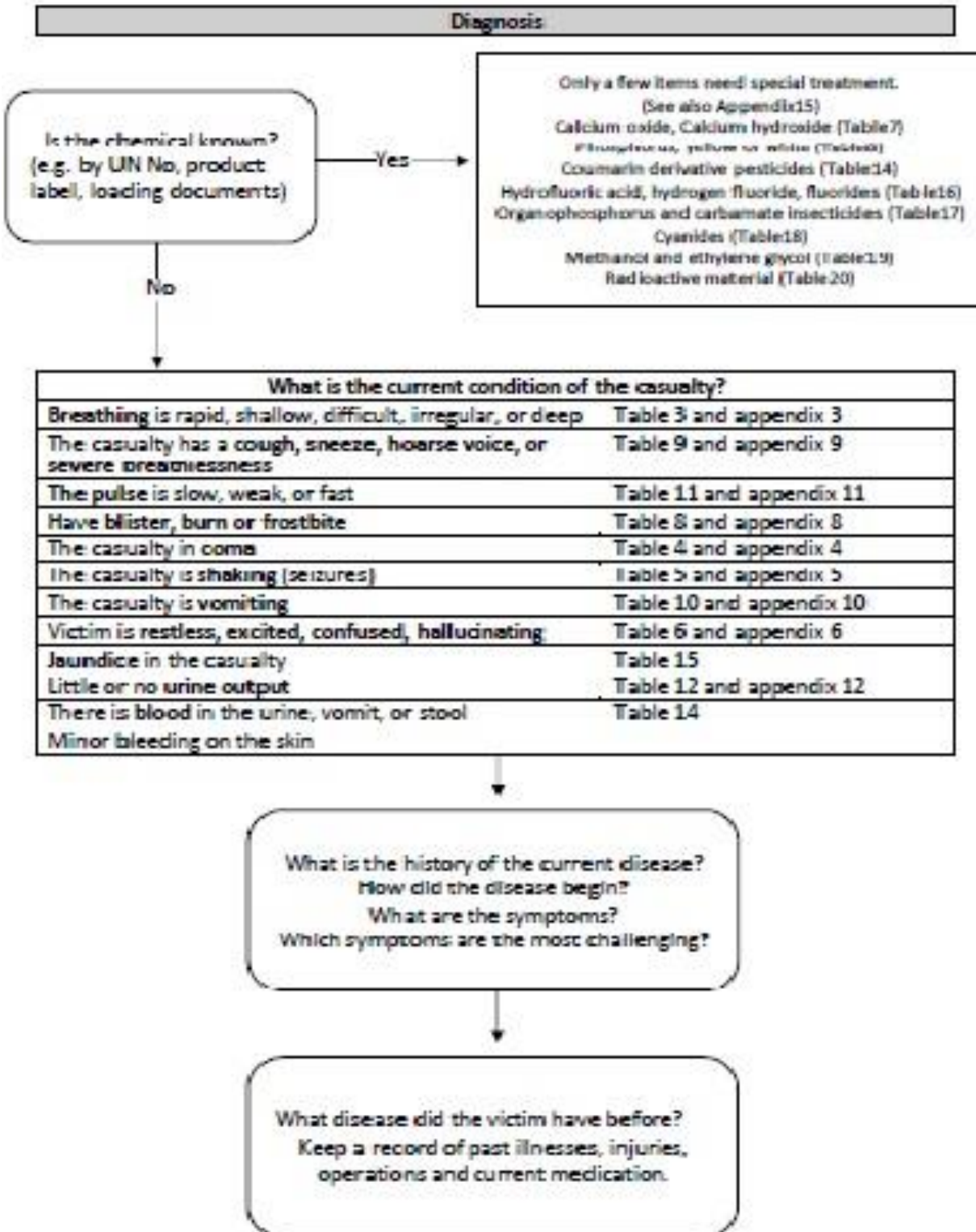



DANGEROUS CARGO HANDLING GUIDE

Document No	TOM-DGR-004
First Release Date	17.08.2022
Revision No	05
Revision Date	17.02.2025



 <p>Petrol Ofisi</p>	<p>DANGEROUS CARGO HANDLING GUIDE</p>	Document No	TOM-DGR-004
		First Release Date	17.08.2022
		Revision No	05
		Revision Date	17.02.2025



	DANGEROUS CARGO HANDLING GUIDE	Document No	TOM-DGR-004
		First Release Date	17.08.2022
		Revision No	05
		Revision Date	17.02.2025

9.2 Information on Personal Protective Clothing and Procedures for Their Use

Our company's Protective Equipment Usage Principles Procedure is applied for the use of personal protective clothing.

Personal Protective Devices of Response Teams

Level A

Area of use: Events requiring a high level of skin, respiratory, eye, etc. protection

Gas-tight Positive pressure Scuba Breathing apparatus – SCBA

Fully protective clothing against chemicals,

Chemical resistant glove

Chemical resistant steel heeled boots or boots / ankle boots

Cotton, long sleeve and long legs underwear

Non-Sparking two-way Long Arm clothes

Level B

Minimum level required for entry and exit to the scene

Gas-tight Positive pressure Scuba Breathing apparatus – SCBA

Fully protective clothing against chemicals,

Chemical resistant glove


Boots/Ankle boots with steel heels, hard caps, chemical resistant inside and outside,

Non-Sparking two-way radio communication

Level C

It is used when the chemical in the environment is known, the concentration is determined, and it is decided that the skin and eyes will not be harmed. However, continuous measurement should be made.

- Full mask, air-purifying filter
- Chemical protective clothing
- Gloves, chemical resistant both inside and outside
- Boots or ankle boots, chemical resistant, steel heels
- Hard Head
- Two-way radio communication (Non-Sparking)

 Petrol Ofisi	DANGEROUS CARGO HANDLING GUIDE	Document No	TOM-DGR-004
		First Release Date	17.08.2022
		Revision No	05
		Revision Date	17.02.2025

Level D

Work clothes (emergency responders).

Requires long sleeves and safety shoes/boots.

Other Personal protective equipment varies according to the situation.

If there will be a problem in contact with the skin, personnel with such clothes on should not be entered into the scene.

9.3 Enclosed Space Entry Permit Precautions and Procedures

This procedure covers the work to be done indoors and the actions to be taken during this work.

Enclosed Space: Areas with a limited volume that are completely or partially enclosed, with a limited amount of air and designed as a workplace are called “closed environment”. Areas with restricted entrances and exits that are not designed for continuous operation are considered closed areas.

1. Procedure:


Indoor Work:

- Before working in closed areas, the work permit is filled and an application is made to the OHS unit with the information of the personnel who will perform the work.
- Before starting to work in the relevant area, the measurement is made and it is checked whether there is a risky situation in the work.
- If there is not any non-compliance after the controls, the relevant personnel with the appropriate PPD may enter into the work area with the approval of the OHS unit.
- The operation is followed by at least 1 attendant throughout the relevant study.
- There is an active communication between the working team and the companion throughout the work.
- The work is continued by making measurements in periods to be determined according to the risk of the area.
- Under no circumstances, personnel without appropriate PPE are not allowed to enter the closed area.

PPE to be used indoors

Breathing Apparatus: Appropriate Breathing apparatus protective equipment must be selected for all workers as soon as the indoor atmosphere is analysed. Air tube mask, air tube escape mask and combination of line fed system, air purifying masks and regular escape masks can be used as the recommended breathing apparatus types for those who will work indoors.

Protective Clothing : Protective clothing is determined by the OHS unit according to the risk in the closed

 Petrol Ofisi	DANGEROUS CARGO HANDLING GUIDE	Document No	TOM-DGR-004
		First Release Date	17.08.2022
		Revision No	05
		Revision Date	17.02.2025


area. It can be a full chemical coverall as well as a mask, hard hat and work shoes.

Communication Equipment: According to the risk in the environment, communication equipment conforming to the ATEX directive or normal communication equipment can be used..

Safe Working Recommendations

- Do not work in closed environments with less than 19.5% oxygen, more than 2% methane, more than 0.5% carbon dioxide and other dangerous gases in the air.
- If necessary, limit the work area to protect workers from the negative effects of air deterioration, heating and oxygen depletion.
- Air streams with reduced oxygen content or polluted by the mixing of flammable, combustible and other harmful gases or that become too hot should be vented immediately and in the shortest possible way.
- Compressors, ventilators that provide ventilation and all parts of the aspirators that provide ventilation must be equipped with the necessary mechanisms.
- While conducting risk assessment in the workplace, the risks arising from the explosive atmosphere, the possibility of the formation of an explosive atmosphere and the permanence of this environment should be examined and regions should be determined accordingly.
- In all operations with metal fumes, it is necessary to work in a well-ventilated environment. The best way to protect against smoke should be good ventilation at the smoke source..
- The harmful gases, smoke and vapors in the polluted air in the indoor environment are kept in activated carbon filters, thus preventing the pollution of the working environment air.
- It should not be started to work in closed environments without checking whether precautions (for example, a ladder placed properly and securely at the mouth of the tank) are taken in order to get out easily and safely in closed environments such as tanks, warehouses, large diameter pipes.
- A tank containing flammable liquid also leaves gas after it is emptied. Even waiting for a long time or washing and cleaning cannot completely clean the explosive gas. In this case, it may explode from a small spark during welding. To prevent this, the explosive gas must be completely removed from this environment. This is achieved by cleaning the inside of the tank with inert gases such as argon or nitrogen.

The "Confined Area Operation Control Form" is applied at the terminal and the relevant records are kept for at least three years. Personnel who have been working at our terminal for less than six months are not allowed to enter closed areas. Records of entry permits to closed areas are kept for at least three years.

	DANGEROUS CARGO HANDLING GUIDE	Document No	TOM-DGR-004
		First Release Date	17.08.2022
		Revision No	05
		Revision Date	17.02.2025

10. OTHER MATTERS

10.1 Validity of Dangerous Cargo Conformity Certificate

Dangerous Cargo Conformity Certificate of the Terminal is valid until 04.06.2026.

10.2 Tasks defined for Dangerous cargoes Safety Advisor

As stated in Article 2.6

10.3 Issues for Those Carrying Dangerous Cargoes That Will Arrive/Leave The Port facility By Road

Vehicles arriving at our terminal for the purpose of transporting dangerous cargoes by road must first comply with the technical conditions determined by the Petrol Ofisi Land Transportation Directorate and approved by the Petrol Ofisi Health and Safety Environment Unit.

Mandatory documents that must be present in the vehicles are the Certificate of Authority, the ADR conformity document, the vehicle's vehicle card, and the vehicle's license. The documents that drivers should have are driver's license, SRC 5 certificate, driver's Psychotechnical report.

Drivers who cannot declare these documents will not be taken to the terminal with their vehicles. Whether the vehicles have these documents or not, whether the timed ones are expired or not, is done through the SAP system.

Every vehicle entering the Petrol Ofisi Terminals is constantly controlled at the terminal entrances and exits.

Even if there is no documented deficiency in the controls, the vehicles will not be taken to the terminal if there is a deficiency in the physical controls.


Drivers who have not received the Terminal orientation training in the terminal will not be charged. Terminal in terminal orientation training

The speed limit within is specified as a maximum of 20 km/h.

It is checked whether the tankers being filled at the terminal, the personal protective equipment of the drivers during the filtration process before the filling, whether the fire extinguishers in the vehicle are full and in working condition, whether the ADR labels of the tankers are complete, and whether the vehicles are operationally suitable for filling. Vehicles that are deficient in these controls will not be filled.

10.4 Issues for those carrying dangerous cargoes that will arrive/leave the port facility by sea

If a ship participates in an operation related to the transportation or handling of dangerous cargoes in the port area, a special sign that can be seen day and night will be used. No docking at night. In the daytime, it is done through the agency. Followed by both phone and e-mail.

	DANGEROUS CARGO HANDLING GUIDE	Document No	TOM-DGR-004
		First Release Date	17.08.2022
		Revision No	05
		Revision Date	17.02.2025

The reason for using the day or night signal is to inform the maritime traffic and personnel within the port area about the increased danger due to the presence and handling of dangerous cargoes. The signals and signs to be used are as follows:

- Daytime: “B” flag (I am taking, unloading or carrying dangerous cargo) and
- At night, strobeless red light, visible from 360°


10.5 Additional matters to be added by the port facility

Prohibited Actions

- 1) In the approach channels of coastal facilities, berthing and mooring areas and anchorage areas; Fishing, sailing, rowing or other water sports activities and swimming are prohibited.
- 2) Boats for sports, leisure and entertainment purposes must navigate at a speed that will not interfere with the activities of other ships and sea vehicles and will not damage the limited area in the port area and in the bays. The Port Authority determines the appropriate speed limit when and where it deems necessary.
- 3) Ships and marine vehicles arriving or leaving the buoy to be moored, and ships and marine vehicles other than those used in port facility services cannot pass between buoys and buoy lines.
- 4) Ships and marine vessels cannot be moored or berthed to places that do not have a port facility operation permit and to places that are not operated or owned by any institution/organization. However, the Administration may make temporary arrangements for the facilities it deems appropriate in case of emergency.
- 5) Ships and marine vehicles that have excessive trim or dangerous inclination, and that have the risk of environmental pollution due to any damage, ships and marine vehicles that do not have the documents related to towing and carrying dangerous cargo but carry dangerous cargoes can be transferred to the coastal facilities without the permission of the port authority.


Other matters subject to the permission of the port authority

- 1) Before the construction of coastal structures and aquaculture production areas to be carried out after the necessary permits and approvals are obtained from the relevant institutions/organizations, the relevant persons shall obtain permission from the port authority to start the activity.
- 2) It is obligatory to obtain permission from the port authority before buoying, diving, seabed and underwater studies, seabed dredging and similar activities. Ships and marine vehicles used in such activities show the daytime signs and sound signals with a light in accordance with the legislation.
- 3) It is obligatory to obtain permission from the port authority before buoying, diving, seabed and underwater studies, seabed dredging and similar activities. Ships and marine vehicles used in such

	DANGEROUS CARGO HANDLING GUIDE	Document No	TOM-DGR-004
		First Release Date	17.08.2022
		Revision No	05
		Revision Date	17.02.2025

activities show the daytime signs and sound signals with a light in accordance with the legislation.

- 4) It is obligatory to request permission to the port authority at least 15 days before for races that will start from one port administrative area and end at another port administrative area, and at least 7 days before for other competitions and activities.
- 5) It is obligatory to request permission to the port authority at least 15 days before for races that will start from one port administrative area and end at another port administrative area, and at least 7 days before for other competitions and activities.
- 6) Races and similar activities or organizations cannot be held in the administrative area of the port unless permission is obtained from the port authority.
- 7) Water sports to be held in the administrative area of the port are carried out within the scope of the Regulation on Sportive Activities for Tourism Purposes and other relevant legislation published in the Official Gazette dated 23/2/2011 and numbered 27855. The powers of the port authority to ensure the safety and security of life, property, navigation and environment related to water sports for tourism purposes are reserved. The port authority is authorized to make all kinds of restrictions in these activities and to stop these activities, taking into account the safety and security of life, property, navigation and the environment.
- 8) Unless the permission of the port authority is obtained, other ships and marine vehicles cannot aboard the ships and marine vehicles located at anchor or in coastal facilities. The abode of agency and supply engines, public vessels, refueling vessels, water tankers and port facility service vessels is outside the scope of this paragraph, and these types of vessels carry out their services in coordination with the coastal facilities operators, with the knowledge of the port manager.
- 9) The ship's captain or agent who will supply fuel, oil and water notifies the relevant port authority before the supply operation.
- 10) Ships and marine vessels in the port areas unless permission is obtained from the port authority; repair, blasting and painting, welding and other hot work cannot be carried out to sea lifeboat and/or boat lowering or other maintenance work. If the ships and marine vehicles that will carry out these works are in the port facility, they must coordinate with the port facility management.
- 11) Coastal facilities located in the administrative area of the port make a notification to the Naval Forces Command Navigational Hydrography and Oceanography Department for their geographical location to be recorded on the relevant sea maps.
- 12) Ships and marine vessels cannot change their anchorage areas without permission from the port authority. However, those who cannot stay where they are due to adverse weather and sea conditions can leave their places and anchor at safer anchorage areas. Those concerned shall notify the port authority as soon as possible. The regulation regarding the implementation of this paragraph is made by the relevant port authority in places where there is a ship traffic services center.
- 13) Ships and marine vehicles that will not carry out any activity in the coastal facilities but anchor in the anchorage areas due to force majeure reasons such as adverse weather conditions and situations that may endanger navigation, life, property, and environmental safety, shall immediately notify the relevant port authority and/or the pilotage organization. The regulation regarding the

	DANGEROUS CARGO HANDLING GUIDE	Document No	TOM-DGR-004
		First Release Date	17.08.2022
		Revision No	05
		Revision Date	17.02.2025

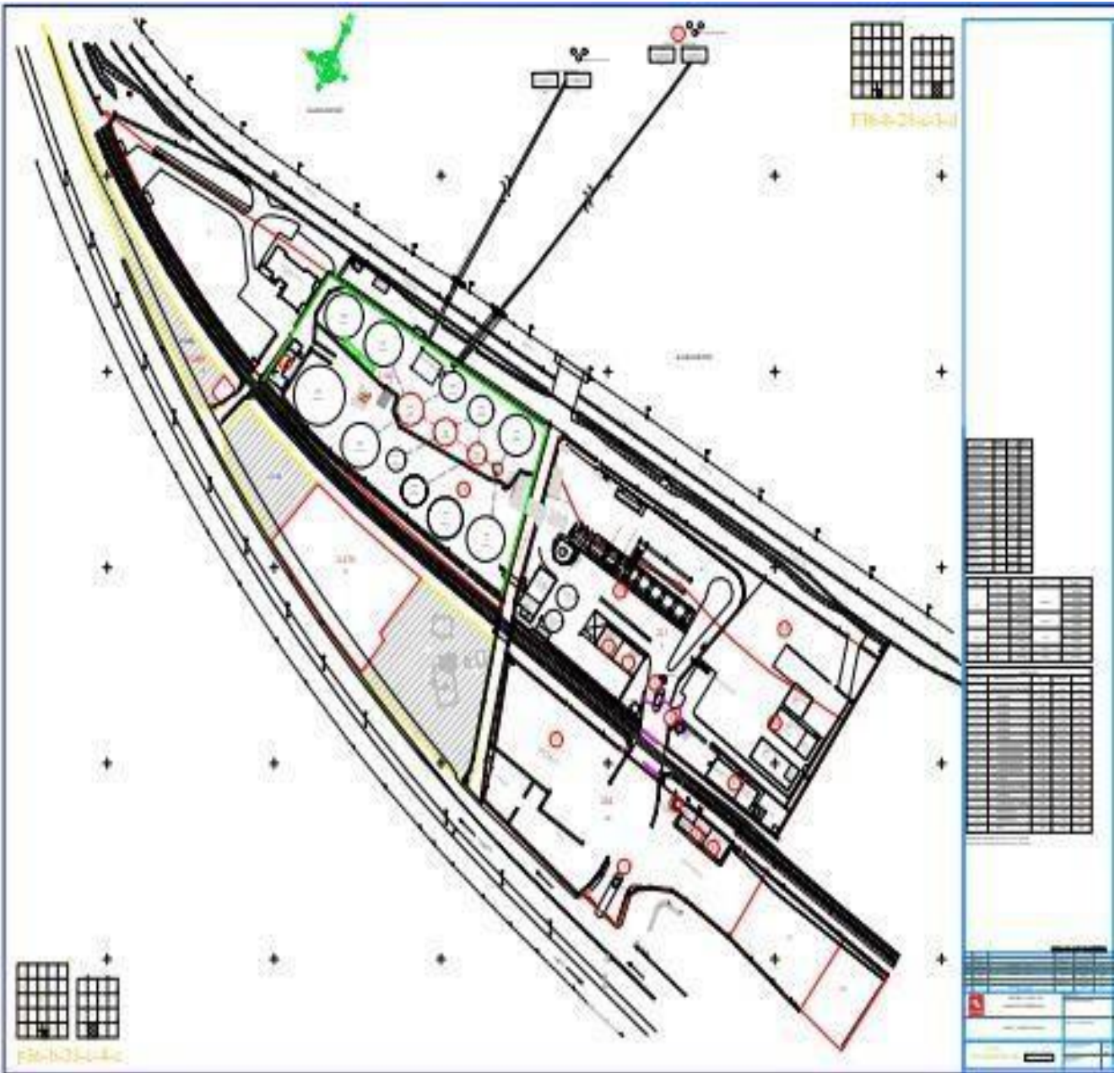
implementation of this paragraph is made by the relevant port authority in places where there is a Ship Traffic Services Center.

- 14) Limbo activities in the port administrative area are subject to the permission of the port authority.
- 15) The towing process is carried out with the permission of the port authority within the framework of the procedures and principles determined by the Administration.
- 16) Gearing and mooring requirements and related arrangements at each port are made by the port authority, operating procedures and principles are determined by the Administration.
- 17) Providing pilotage services to ships and marine vehicles that do not have permission to berth at the coastal facilities, and to ships and marine vehicles that do not have a port exit certificate or an anchoring order is subject to the permission of the port master.

 <p>Petrol Ofisi</p>	<p>DANGEROUS CARGO HANDLING GUIDE</p>	Document No	TOM-DGR-004
		First Release Date	17.08.2022
		Revision No	05
		Revision Date	17.02.2025

ANNEXES

1- General site plan of the port facility





DANGEROUS CARGO HANDLING GUIDE

Document No	TOM-DGR-004
First Release Date	17.08.2022
Revision No	05
Revision Date	17.02.2025

2- General view photos of the port facility





DANGEROUS CARGO HANDLING GUIDE

Document No	TOM-DGR-004
First Release Date	17.08.2022
Revision No	05
Revision Date	17.02.2025



 <p>Petrol Ofisi</p>	<p>DANGEROUS CARGO HANDLING GUIDE</p>	Document No	TOM-DGR-004
		First Release Date	17.08.2022
		Revision No	05
		Revision Date	17.02.2025

3- Emergency Contact Points and Contact Information


S.NO	Name Surname	Title	Interphone
1	Bülent ERDOĞAN	Security Manager	1152
2	Gökhan KAPLAN	Security Chief	1150
3	İlker KURT	Shift Supervisor	1150 - 1151
4	Harun CANBULAT	Shift Supervisor	1150 - 1151
5	İsmail SARI	Shift Supervisor	1150 - 1151
6	Sinan SÖZEN	Security Staff	1150 - 1151
7	Tuğrul KESKİN	Security Staff	1150 - 1151
8	Muhammer BODUR	Security Staff	1150 - 1151
9	İsa ÇAKIR	Security Staff	1150 - 1151
10	Beyti ŞENTÜRK	Security Staff	1150 - 1151
11	Ersin Alp Dere	Security Staff	1150 - 1151
		Main Entrance	1151

 Petrol Ofisi	DANGEROUS CARGO HANDLING GUIDE	Document No	TOM-DGR-004
		First Release Date	17.08.2022
		Revision No	05
		Revision Date	17.02.2025

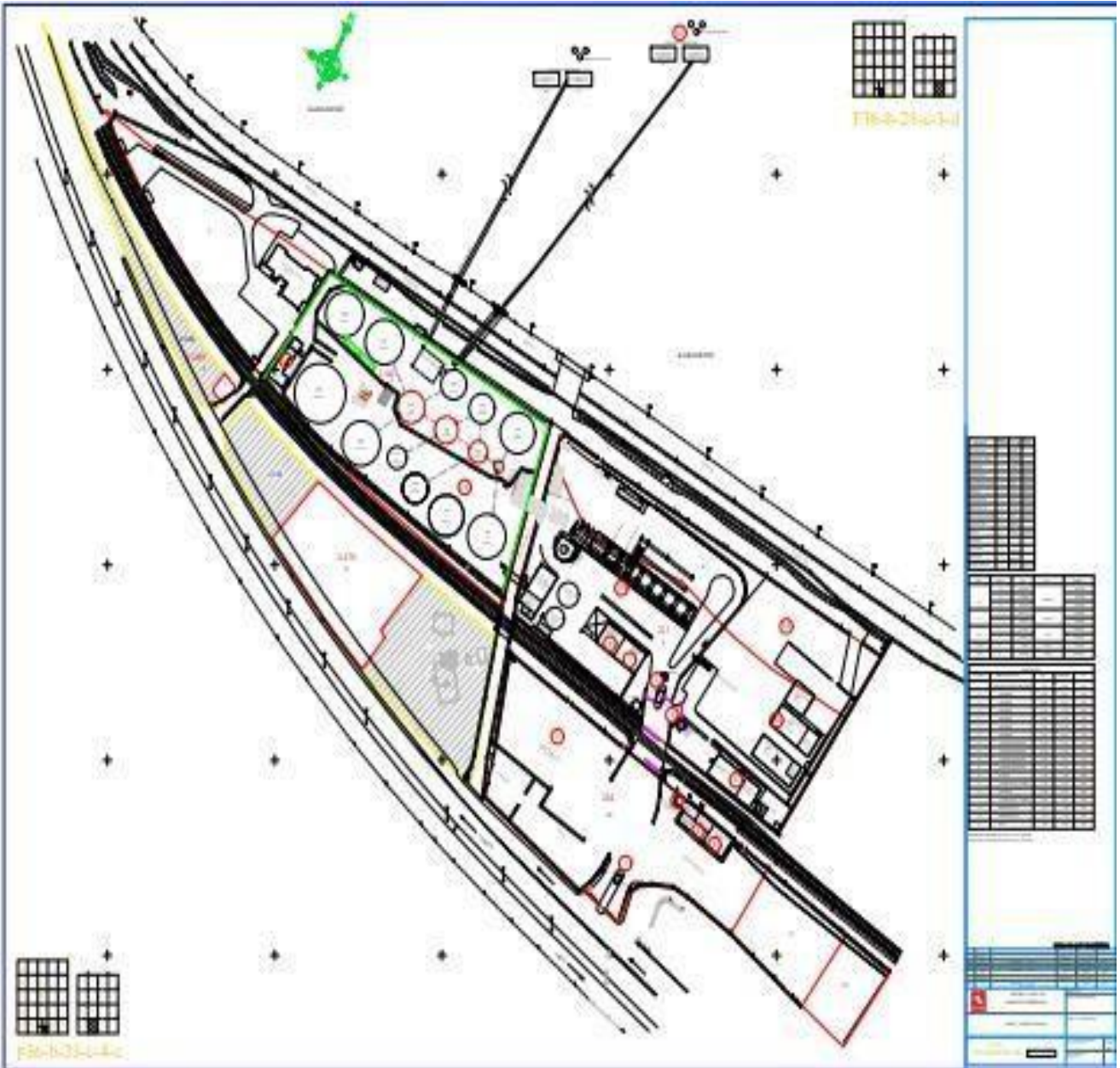
EMERGENCY PHONE LIST	112
ORG. INDUSTRY ZONE FIRE DEPARTMENT	0 362 266 57 62
PROVINCIAL DISASTER AND EMERGENCY DIRECTORATE	312 23 23
SAMSUN GAZİ STATE HOSPITAL	311 30 30
SAMSUN TRAINING & RESEARCH HOSPITAL(BURN UNIT)	311 25 00
ONDOKUZ MAYIS UNIVERSITY – MEDICAL FACULTY	312 19 19
MEDİCANA HOSPITAL	0 362 311 08 05 0 850 460 63 34
GENDARMERIE	437 17 50
SAMSUN POLICE DEPARTMENT	230 84 10
SAMSUN REGIONAL PORT AUTHORITY	445 15 90
COAST GUARD	445 03 34-35
CIVIL DEFENCE DIRECTORATE	431 21 28
GOVERNATE	431 64 75-78
TOTAL	266 75 39
ALPET	266 74 00
AYGAZ	266 91 55
RAILWAYS	233 22 94
HIGHWAYS 7.th Regional	437 47 80
TEKKEKÖY MUNICIPALITY	256 03 24
CANİK MUNICIPALITY	228 35 50
SEAGULL (Emergency spill response)	532 284 65 03 532 396 84 99

 Petrol Ofisi	DANGEROUS CARGO HANDLING GUIDE	Document No	TOM-DGR-004
		First Release Date	17.08.2022
		Revision No	05
		Revision Date	17.02.2025

TERMINAL EMERGENCY NUMBERS		7777	
NAME SURNAME	ROLE	INTERPHONE	MOBİL PHONE
Ahmet GÜNAYDIN	Terminal Manager	266 91 22 / 1111	(505)192 2104
Salih BOZ	Operations Manager	1113 / 1117	(553) 035 1991
Fatih Burak ÇELİK	Maintenance Manager	1115	(552) 992 24 57
Bülent ERDOĞAN	Security Chief	1152	(545) 212 47 17
Mutuş Can TEKE (EMERGENCY ESCORT)	Operations Staff	1125	(543) 388 62 05
Hasan KATMERLİKAYA	Shift Chief	1121	(546) 865 53 64
Bülent ERBAY	Operations Staff	1125	(532) 392 23 53
Ahmet Burak ÖZEN	Operations Staff	1125	(534) 972 25 72
Erol DİNÇ	Maintenance Staff	1160	(546) 243 24 88
Ersin YILMAZ	Shift Chief	1125	(505) 644 37 59
Zafer ERİK	Operations Staff	1125	(543) 720 52 21
Ahmet ADIYAMAN	Shift Chief	1123	(542) 841 83 05
Serkan KILIÇ	Operations Staff	1124-1131	(535) 517 08 20
Selaattin CAN	Operations Staff	1125	(543) 934 26 93
Ödül DENLİ	Customs and Materials Stock Chief	1114	(530) 280 32 95

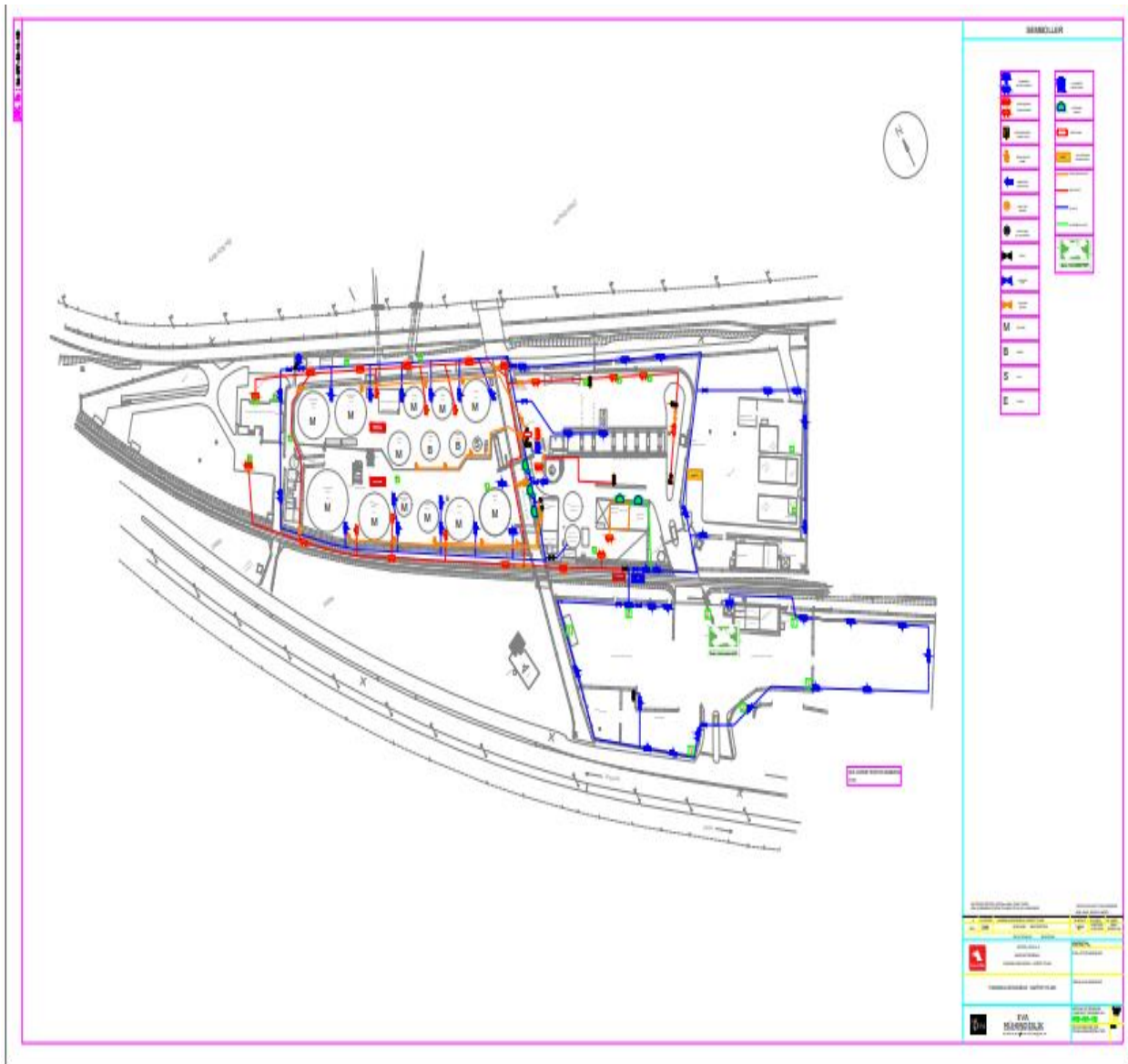
	DANGEROUS CARGO HANDLING GUIDE	Document No	TOM-DGR-004
		First Release Date	17.08.2022
		Revision No	05
		Revision Date	17.02.2025


4- General Layout Plan of the Areas where Dangerous Cargoes are Handled



	DANGEROUS CARGO HANDLING GUIDE	Document No	TOM-DGR-004
		First Release Date	17.08.2022
		Revision No	05
		Revision Date	17.02.2025

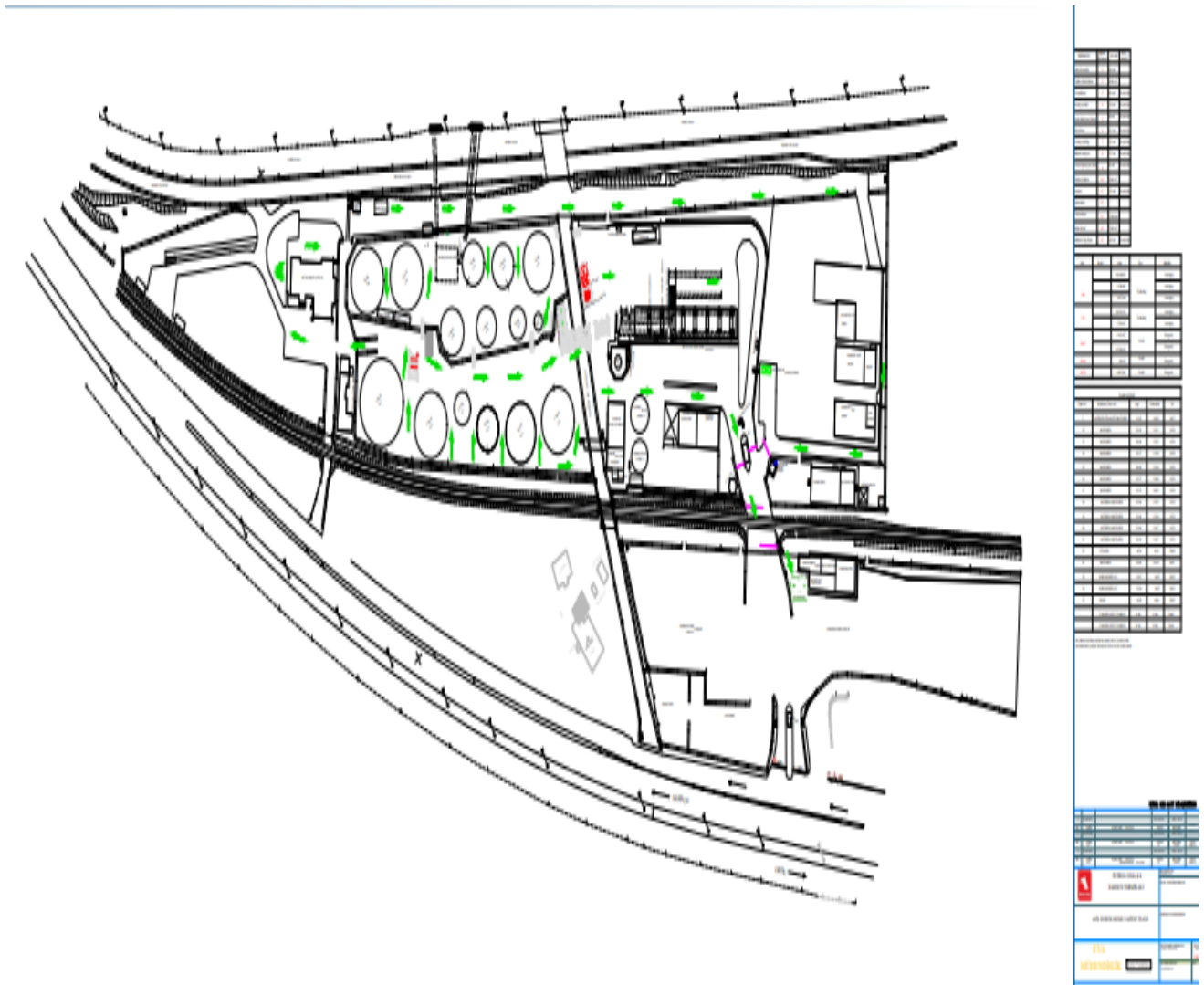
5- Fire Plan of the Areas where Dangerous Cargoes are Handled




	DANGEROUS CARGO HANDLING GUIDE	Document No	TOM-DGR-004
		First Release Date	17.08.2022
		Revision No	05
		Revision Date	17.02.2025

7- Emergency Plan

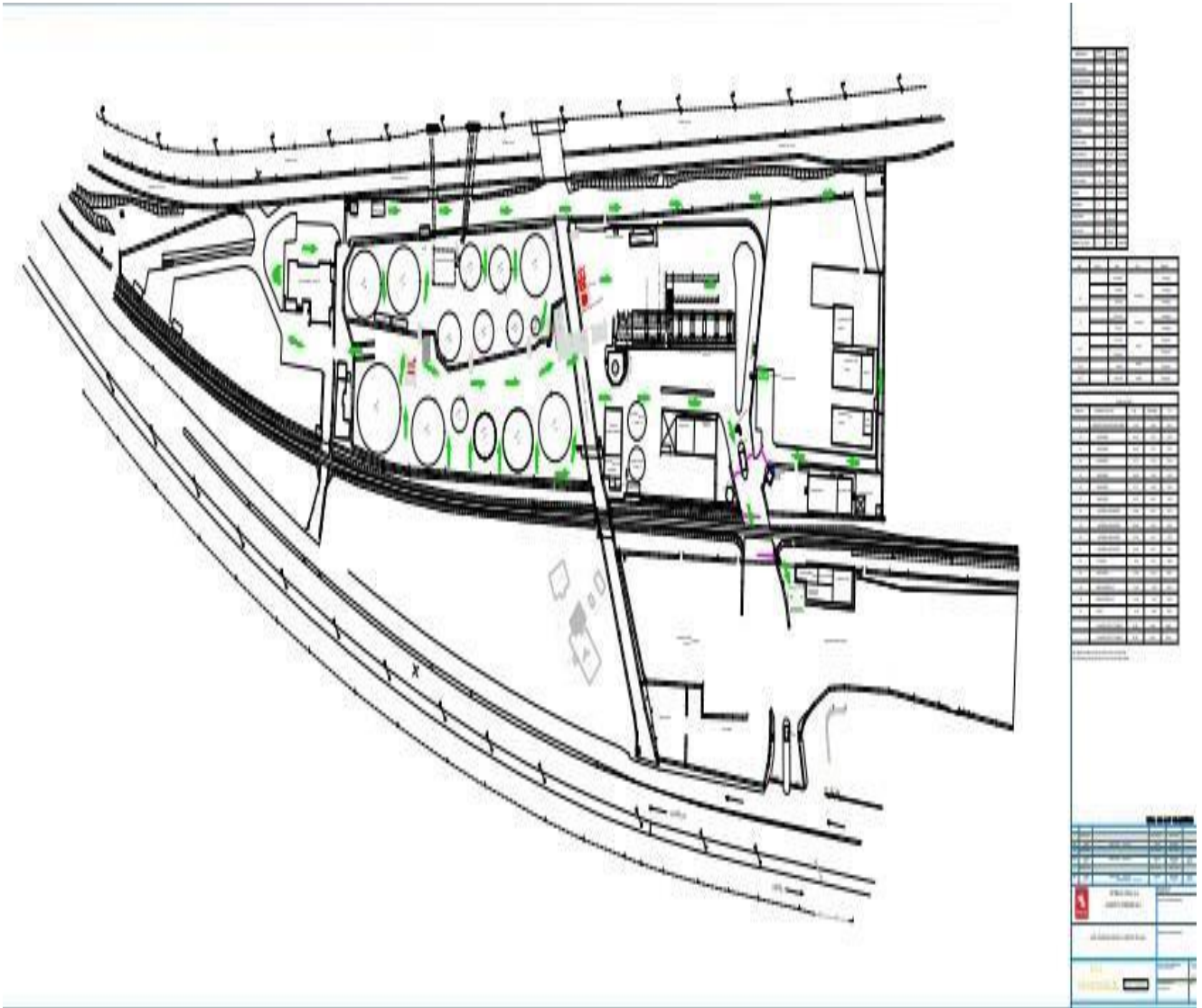
Samsun Terminal Directorate Emergency Plan is published in the integrated management system (QDMS) with document number TOM-TL-229.




8- Emergency Assembly Places Plan

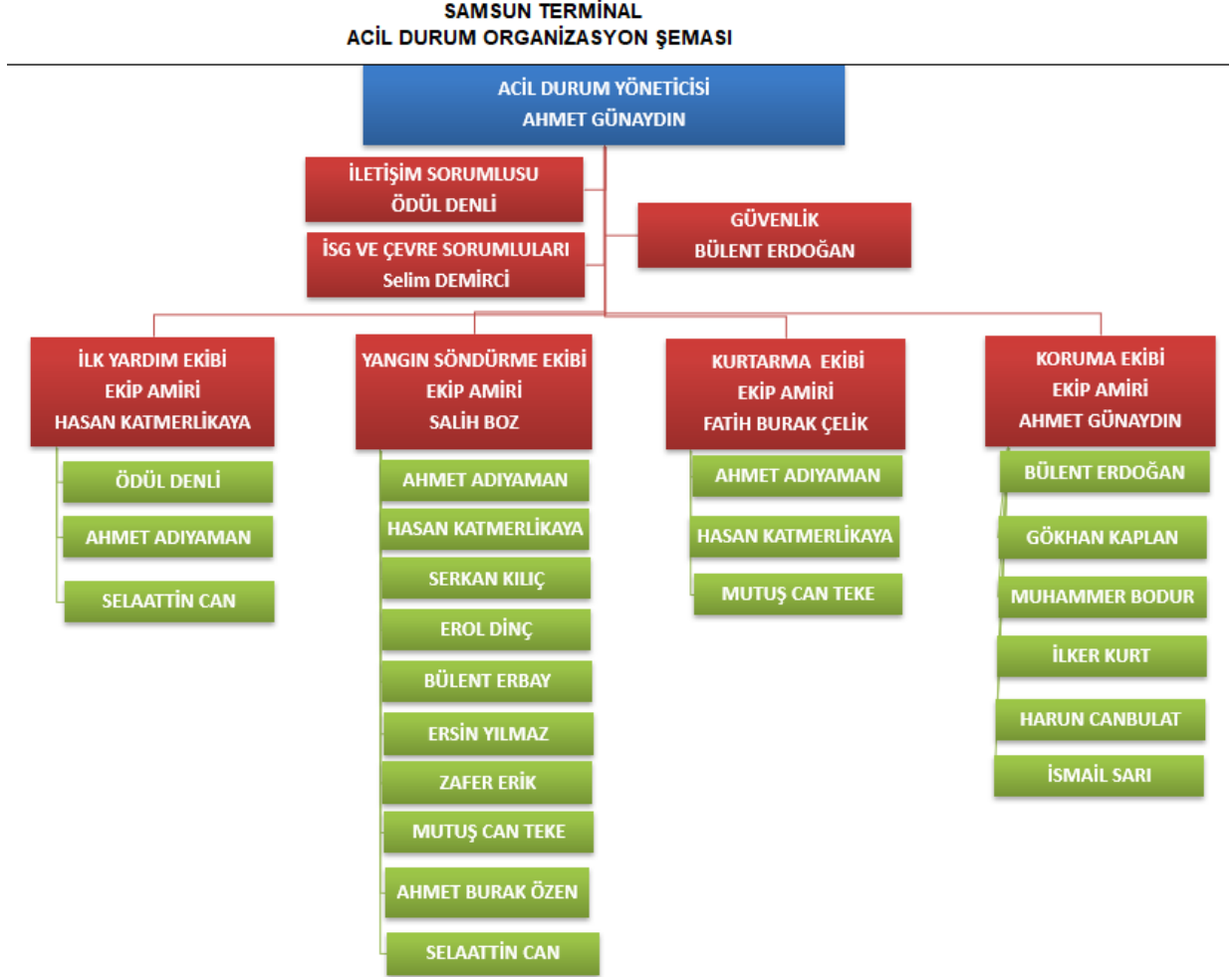
	DANGEROUS CARGO HANDLING GUIDE	Document No	TOM-DGR-004
		First Release Date	17.08.2022
		Revision No	05
		Revision Date	17.02.2025


As stated in Emergency Plan.



	DANGEROUS CARGO HANDLING GUIDE	Document No	TOM-DGR-004
		First Release Date	17.08.2022
		Revision No	05
		Revision Date	17.02.2025

9- Emergency Management Chart



	DANGEROUS CARGO HANDLING GUIDE	Document No	TOM-DGR-004
		First Release Date	17.08.2022
		Revision No	05
		Revision Date	17.02.2025

10- Dangerous Cargoes Handbook


Classification Of Dangerous Cargoes

Dangerous Cargoes are classified according to their properties. The classification related to the internationally accepted ADR Convention on the Transport of Dangerous cargoes is as follows:


Danger	Name of The Class
	General
Class 1	Explosives
Class 2	Gases
Class 3	Flammable Liquids
Class 4.1	Flammable solids, self-reactive substances, polymerizing agents and solid desensitized explosives
Class 4.2	Substances liable to spontaneous combustion
Class 4.3	Substances which, in contact with water, emit flammable gases
Class 5.1	Oxidizing substances
Class 5.2	Organic Peroxides
Class 6.1	Toxic substances
Class 6.2	Infectious substances
Class 7	Radioactive materials
Class 8	Corrosive Substances
Class 9	Miscellaneous dangerous cargoes and objects

Labels of the classes


	DANGEROUS CARGO HANDLING GUIDE	Document No	TOM-DGR-004
		First Release Date	17.08.2022
		Revision No	05
		Revision Date	17.02.2025



NFPA LABELING SYSTEM

	DANGEROUS CARGO HANDLING GUIDE	Document No	TOM-DGR-004
		First Release Date	17.08.2022
		Revision No	05
		Revision Date	17.02.2025

The National Fire Protection Association (NFPA) has developed a system to indicate the health, flammable and reactive hazards of chemicals. Chemicals are classified by specific precautionary symbols. According to this coding, all raw materials and products or auxiliary materials (such as cleaning materials) in the enterprise / workplace include health, flammability, reactivity and special notes if any. According to the micro-separation algorithm, the codes of the chemical substances in the same algorithm are written into the hazard matrix and upgraded. The new code found is now the new code of that algorithm and according to this code, protection measures, emergency action plan and first aid applications are defined.


	DANGEROUS CARGO HANDLING GUIDE	Document No	TOM-DGR-004
		First Release Date	17.08.2022
		Revision No	05
		Revision Date	17.02.2025

NFPA KODLAMASI



DEĞERLENDİRME SIKALASI 0 - 4 ARASI

Sınıflama Özeti		
Sağlık – H (Mavi)		
4	Tehlike	Kısa süreli maruziyette ölümcül olabilir. Özel olarak dizayn edilmiş koruyucu ekipman gerektirir.
3	İkaz	Korozif veya toksik. Deri ile kontakten veya solumaktan sakın.
2	İkaz	Eğer solunursa veya absorbe olunursa zararlı olabilir.
1	Uyarı	Tahriş edici olabilir.
0		Görülmuş bir tehlikesi yoktur.
Tutuşucu – F (Kırmızı)		
4	Tehlike	Tutuşucu gaz veya aşırı derece yanıcı sıvı
3	İkaz	Parlama noktası 100° F'den aşağı olan yanıcı sıvı
2	Uyarı	Parlama noktası 100° F ile 200° F arasındaki yanıcı sıvı
1		Eğer ısıtılırsa kolay yanıcı
0		Kolay yanıcı değil
Tepkimeye Giren – R (Sarı)		
4	Tehlike	Oda sıcaklığında patlayıcı materyal.
3	Tehlike	Sarsıntı, kapalı durumda ısıtılması veya su ile karıştırılması halinde patlamaya neden olabilir.
2	İkaz	Dengesiz veya su ile karışması halinde şiddetli reaksiyon olabilir.
1	Uyarı	Isıtıldığı halde veya su ile karışım halinde şiddetli reaksiyon olmaz.
0	Dengeli	Su ile karışığında reaktif değildir.
Özel Not Anahtarı – S/N (Beyaz)		
W		Su reaktif
Oxy		Yükseltgen

 Petrol Ofisi	DANGEROUS CARGO HANDLING GUIDE	Document No	TOM-DGR-004
		First Release Date	17.08.2022
		Revision No	05
		Revision Date	17.02.2025

ORANGE PLATES

There are two-part orange plates on some vehicles. These plates provide information about the hazards of substances. Hazard identification number at the top of the plates and UN at the bottom. No. is located. Plates of all cargo handled at our terminal are listed below.



Gasoline



Diesel



Ethanol

The hazard identification number at the top is two or three digits. These numbers identify the following hazards:

- 2 - Gas emission as a result of pressure or chemical reaction
- 3 - Flammability of Liquid (vapor) and Gas or Self-Heating liquids
- 4 - Flammability of solids or self-heating substances
- 5 Oxidizing (Fire promoting) effect
- 6 - Toxic and Contagious Risk
- 7 - Radioactivity
- 8 - Corrosiveness (Corrosive)
- 9 - Various dangerous substances

Repeating a number indicates that the danger increases (For example, 33, 66,..) If there is a "0" in a number, the danger is limited to the first number (Ex. 30, 60,..)

Numbers starting with "X" indicate that this substance reacts with water.

If "9" appears in the second or third row of the numbers, it indicates that this substance may spontaneously react violently.


CLASS 3 FLAMMABLE LIQUID

Flammable liquids are divided into 3 groups according to the burning point of the vaporized gas when they are heated:

Class 3.1 Gasoline

Its flash point is lower than 18°C.

Class 3.2 Diesel

 <p>Petrol Ofisi</p>	<p>DANGEROUS CARGO HANDLING GUIDE</p>	Document No	TOM-DGR-004
		First Release Date	17.08.2022
		Revision No	05
		Revision Date	17.02.2025

Its flash point is between 18°C and 23°C.

Class 3.3 Diesel

Flash point is between 23 C and 61 C

THINGS TO PAY ATTENTION

- Some are carcinogenic
- Vapors may travel towards a source of ignition and glow
- Tank may explode as a result of heat or fire.
- Vapor explosions can occur indoors, outdoors or in sewers.
- Stream can cause contamination
- Apply foam to prevent steam
- In the event of a large spill or leak, such as a storage tank, railroad car or tanker truck, evacuate areas within the containment distance limits to prohibit entry to the area.
- Get fully equipped with a Closed Circuit Fresh Air Inhaler and personal protective equipment.
- Ventilate confined spaces before entering
- Stop the leak if it can be done safely, it may be sufficient to simply close the valve
- Turn off ignition sources
- Safely stop leakage

POSSIBLE HAZARDS OF FLAMMABLE LIQUIDS


HIGHLY FLAMMABLE: easily ignited by heat, sparks or flames. Vapors can form explosive mixture with air. Vapors can reach the ignition source and flash back. Most vapors are heavier than air. It can spread at ground level and accumulate in low or closed places (sewers, basements, tanks).

Vapor explosion hazard indoors, outdoors or in drains. Substances designated "P" undergo explosive polymerization when heated or exposed to fire. If the substance enters the sewer, it may present a fire or explosion hazard. Containers may explode if heated. Many liquids are lighter than water.

HEALTH: Inhalation or contact with the substance may cause irritation or burning of the eyes or skin. it could be. Fire may produce irritating, corrosive and/or toxic gas. Vapors can be irritating or suffocating without warning. Fire water or dilution water can cause environmental pollution.

PUBLIC SAFETY:

First, call the fire department. As an emergency measure, isolate the spill, spill or leak area at least 50 meters in all directions. Remove unauthorized persons. Take the wind at your back. Keep away from low level places. Ventilate closed areas before entering.

	DANGEROUS CARGO HANDLING GUIDE	Document No	TOM-DGR-004
		First Release Date	17.08.2022
		Revision No	05
		Revision Date	17.02.2025

PROTECTIVE CLOTHING: Wear a positive pressure self-contained breathing apparatus. The normal protective clothing of the fire brigade provides limited protection.

EVACUATION: Consider Evacuation first, in an area of at least 300 meters downwind when large spills occur. If the tank, rail tank or vehicle is engulfed in flames when the fire occurs, Isolate an area of 800 meters in each direction and consider an area of 800 meters in each direction for the initial evacuation.

EMERGENCY RESPONSE

Fire

CAUTION: All of these products have a very low flash point.

CAUTION: Alcohol-resistant foam may be more effective in mixtures containing a high percentage of alcohol or polar solvents.

Minor Fire: Use Dry Chemical Powder, Carbon Dioxide or regular foam.

Major Fire: Use regular foam. Reduce vapors using water spray or mist; Do not use pressurized water. Move containers away from fire area unless risky.


Tanks or Vehicle/Trailer (Trailer) Loads in Fire: Intervene from the maximum distance or use an unmanned extinguishing system or a remote hose. Cool containers with copious amounts of water until the fire is out. Move away from the environment when the sound rises from the safety valve or the tank changes color. ALWAYS stay away from tanks that are on fire. Use unmanned extinguisher or remote hose for massive fires. If that's not possible, get away and let it burn.

SPILLS, SPILLS OR LEAKS

DESTROY all sources of ignition (cigarettes, sparks, flames, etc. in close proximity). All tools to be used must be grounded. Do not touch or walk on spilled material. If there is no risk, stop the leak. Prevent material from entering waterways, drains, basements or confined spaces. Vapors can be reduced by using vapor suppressant foam. Cover or absorb with non-combustible pads and put in containers. Use clean, non-sparking equipment to collect impregnated materials.

FIRST AID

Move casualty to fresh air. Call the fire department. If the victim has stopped breathing, give artificial respiration. If breathing is difficult, give oxygen. Remove and isolate contaminated clothing and shoes. If skin or eyes come into contact with the substance, immediately flush with running water for at least 20 minutes. Wash skin with soap and water. In case of burns, immediately cool the affected area with cold water for as long as possible. If the clothing is stuck to the skin, do not remove it. Keep the casualty calm and warm. Make sure healthcare personnel are aware of the substance(s) involved so they can take action to protect themselves.

 <p>Petrol Ofisi</p>	<p>DANGEROUS CARGO HANDLING GUIDE</p>	Document No	TOM-DGR-004
		First Release Date	17.08.2022
		Revision No	05
		Revision Date	17.02.2025

11- Leak areas and equipment, entry/exit drawings for CTU and Packages

Not applicable

12- Inventory of Port Service Ships

There are no port service ships. Services are received from third parties.

13- Sea coordinates of the administrative borders of the Port Authority, anchorage areas and the pilot's disembarkation/embarkation points

SAMSUN REGIONAL PORT AUTHORITY

A) Port administrative area border

The port administrative area of Samsun Port Authority is the sea and coastal area between the lines drawn from the coordinates below to the true north direction and bordered by the adjacent Turkish territorial waters

a) 41° 08' 45" K – 037° 10' 29,5"E

b) 41° 41' 00" K – 035° 24' 56" E

B) Anchorage areas

a) Anchorage area no. 1: The anchorage area of ships smaller than 1000 GT is the sea area formed by the following coordinatesr.

1) 41° 17' 54" N – 036° 20' 24" E

2) 41° 17' 54" N – 036° 20' 36" E

3) 41° 17' 36" N – 036° 20' 33" E

4) 41° 17' 36" N – 036° 20' 42" E

b) Anchorage area no. 2: The anchorage area of ships not carrying dangerous goods smaller than 5000 GT and military ships is the sea area formed by the following coordinates.

1) 41° 18' 09" N - 036° 21' 06" E

2) 41° 18' 09" N- 036° 21' 45" E


3) 41° 17' 00" N - 036° 21' 39" E

4) 41° 17' 00" N - 036° 23' 00" E

c) Anchorage area no. 3: The anchorage area of ships of 5000 GT and above that do not carry dangerous goods and of military ships is the sea area formed by the following coordinates.

1) 41° 21' 00" N - 036° 21' 00" E

2) 41° 21' 00" N - 036° 22' 00" E

 Petrol Ofisi	DANGEROUS CARGO HANDLING GUIDE	Document No	TOM-DGR-004
		First Release Date	17.08.2022
		Revision No	05
		Revision Date	17.02.2025

3) 41° 19' 36" N - 036° 21' 00" E

4) 41° 19' 18" N- 036° 22' 00" E

ç) Anchorage area no: 4: The anchorage area of ships carrying dangerous goods, nuclear powered military ships, ships to be quarantined and ships that will carry out degassing is the sea area formed by the following coordinates..

1) 41° 17' 36" N - 036° 23' 48" E

2) 41° 17' 36" N - 036° 25' 30" E

3) 41° 18' 36" N - 036° 25' 30" E

4) 41° 18' 36" N- 036° 23' 48" E


C) Pilot pick-up and drop-off place

1) 41° 18' 22" N – 036° 21' 42" E


2) 41° 16' 12" N – 036° 26' 30" E

14- Emergency response equipment against marine pollution in the port facility

Samsun Terminal			
SAMSUN	EQUIPMENT	UNIT/FEATURE	FACILITY CONDITION
EQUIPMENT	Blocking Barrier	Meter (Infill or Swell)	600 (in the shelter)
	Oil Skimmer	Piece (15m ³ /h Capacity)	Ok.
	Coast Guard Barrier	Meter	Ok.
	Gas Measuring Devices	Piece O ₂ -LEL-H ₂₅ -CO Sensor	
	Barrier Wrapping Drum	Piece	2 600 (in the shelter)
	Mechanical Cleaner	Piece	Ok.
	Pressurized Washing Machine	Piece	Ok.

 Petrol Ofisi	DANGEROUS CARGO HANDLING GUIDE	Document No	TOM-DGR-004
		First Release Date	17.08.2022
		Revision No	05
		Revision Date	17.02.2025

Sorbent Materials	Sorbent Barrier	Piece (20cm 500 ,13 cm)	220
	Sorbent Pad	Piece (200 gr. 500 ,400 gr)	1000
	Sorbent Particule	Kg	
	Sorbent Pillow	Piece	
	Sorbent Roll	Roll	Ok.
Pump	Santrfiuj Pompa	Piece	Ok.
Communication	Transceiver	Piece	0
	Telephone	Piece	0
Personal Protection SMaterials	Life vest	Piece	Ok.
	Helmet	Piece	Ok.
	Light for helmet	Piece	Scrap
	Raincot	Piece	Scrap
	Intervention Shoes	Pair	Ok.
	Glove	Pair	Ok.
	Filtered Half Face Gas Mask	Piece	5
	Protective Glasses	Piece	8
	Tyvek Suit	Piece	16
	Overalls	Piece	0
	Burn Ointment	Piece /200gr	Scrap
	Ex-Proof Flashlight	Piece	0

 Petrol Ofisi	DANGEROUS CARGO HANDLING GUIDE	Document No	TOM-DGR-004
		First Release Date	17.08.2022
		Revision No	05
		Revision Date	17.02.2025

Logistics	Vacuum Tank Truck	Piece	
	Watercraft	Piece	Ok.
Rehabilitation Equipment	Cardboard Box with Lid	Piece	Ok.
	Container and Stretcher	Piece	Only 2 stretchers
	Network	Piece	Scrap
	Plastic Bag	Piece	Scrap
	Detergent	Piece	Scrap
	Ticket	Piece	Scrap
	Waste Equipment	Floating Storage Tank	Piece
Impermeable Material		Meter square	Scrap
Plastic Drum (120 lt)		Piece	16
Plastic Bag		Piece	Scrap
Sheet Barrel		Piece	20
Greenhouse Nylon (linoleum)		Roll	Scrap
Warning Strip		Roll (1000mt)	0
Other Equipment		Wheelbarrow	Piece
	Bucket	Piece	0
	Pickaxe	Piece	0
	Shovel	Piece	0
	Harrow	Piece	0


 Petrol Ofisi	DANGEROUS CARGO HANDLING GUIDE	Document No	TOM-DGR-004
		First Release Date	17.08.2022
		Revision No	05
		Revision Date	17.02.2025

	Hose	Meter	20
	Generator	Piece	Ok.
	Spot + spot feet	Piece	10+2
	Sampling Containers	Piece	0
Barrier Additional Support Equipment	Anchor	Piece	12
	Buoy	Piece	4
	Rope	Meter	10
	Chain	Meter	Ok.
	Pull Head	Piece	3

15- Personal protective equipment (PPE) usage map


All PPE used during Petrol Ofisi A.Ş operations are kept and used in accordance with the provisions of the personal protective equipment regulation and the regulation on the use of personal protective equipment in the workplace. In addition, ORT-T-018 Personal Protective Equipment Instruction and Personal Protective Equipment Usage Principles Procedure are complied with. PR.SEÇG-K.070 procedure is used to determine the PPE conditions and to protect the health and safety risks of the employees.

NOMEX shirt-NOMEX coat- NOMEX raincoat- NOMEX jacket- NOMEX vest-helmet-glasses-bere-work shoes-boots-breathing tubes are given to all personnel in the facility.

 Petrol Ofisi	DANGEROUS CARGO HANDLING GUIDE	Document No	TOM-DGR-004
		First Release Date	17.08.2022
		Revision No	05
		Revision Date	17.02.2025

16- Dangerous Cargo incidents notification form

Issue number- Date			
Company / Institution			
Sender		CONTACT INFORMATION	
as required			
PORT FACILITY "DANGEROUS CARGO NOTIFICATION" DATE:			
1. When the accident occurred,			
2. If the accident is known, how it occurred and the reason,			
3. The place where the accident occurred (port facility and/or ship), its position and area of influence, ç) Information (name, flag, IMO number, owner, operator, cargo, if any) of the ship involved in the accident. and amount, captain's name and similar information),			
4. Meteorological conditions,			
5. UN number of the dangerous cargo, proper transport name (based on the legislation specified in the definition of dangerous cargo) and amount, Hazard class of the dangerous cargo or sub-hazard division, if any, Packing group of the dangerous cargo, if any, Additional risks of the dangerous cargo, such as marine pollutants, if any, Sign and label details of the dangerous cargo,			

	DANGEROUS CARGO HANDLING GUIDE	Document No	TOM-DGR-004
		First Release Date	17.08.2022
		Revision No	05
		Revision Date	17.02.2025

<p>The characteristics and number of the package, cargo transport unit and tanker in which the dangerous cargo is transported, Manufacturer, sender, carrier and receiver of dangerous cargoes</p>
<p>6. The extent of the damage/pollution,,</p>
<p>7. Number of dead and injured in the accident (if any),</p>
<p>8. How the accident was intervened,</p>
<p>9. From which organizations help is requested,</p>
<p>10. Other ships or neighboring facilities that may be affected by the accident,</p>
<p>FORM PREPARED BY:</p> <p>Name and surname :</p> <p>Mission:</p> <p>Signature :</p>

17- Control results notification form for dangerous cargo transport units (CTUs)

Not applicable

18- Other required annexes

Not applicable

19- Dangerous cargoes Handling Guide Additional Cargo Notification (If necessary)

Not applicable